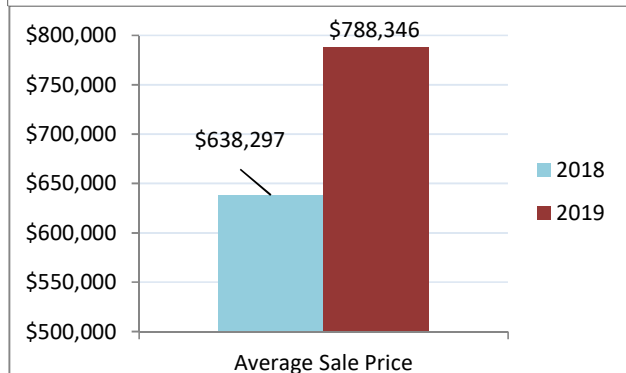
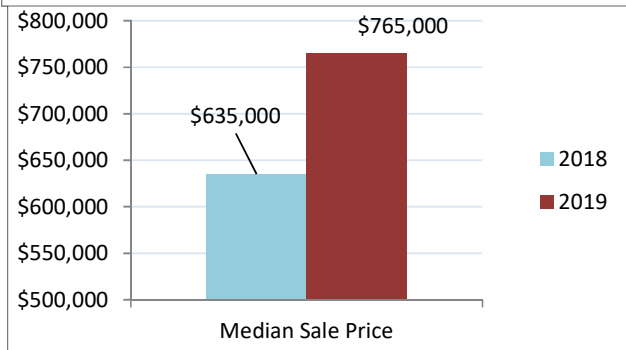
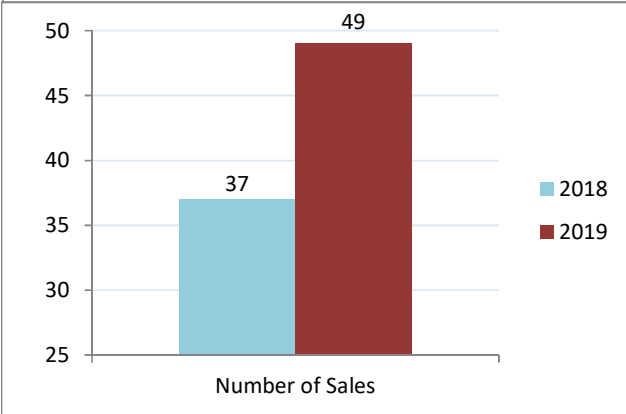
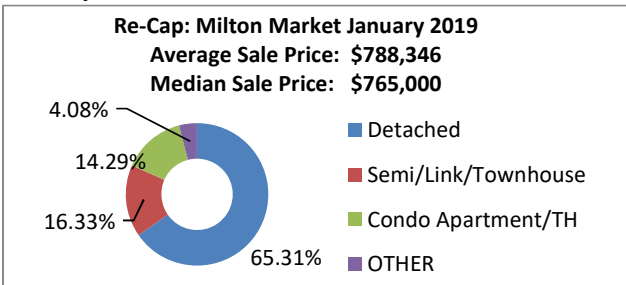




January 2019 Market Watch



Re-Cap for Milton Market in 2019	
Average Sale Price	Median Sale Price
\$788,346	\$765,000
Residential Type	Units Sold by Type
Detached	32
Semi/Link/Townhouse	8
Condo Apartment/TH	7
OTHER	2
TOTAL	49
Detached Sales in Milton	
Price Range	% of Sales by Price
\$600,000 - \$699,000	6.25%
\$700,000 - \$799,000	37.50%
\$800,000 - \$899,000	34.38%
\$900,000 - \$999,000	9.38%
\$1,000,000 - \$1,499,999	12.50%
Semi/Link/Townhouse Sales in Milton	
Price Range	% of Sales by Price
\$500,000 - \$599,000	37.50%
\$600,000 - \$699,000	62.50%
Condo Apartment/TH Sales in Milton	
Price Range	% of Sales by Price
\$350,000 - \$399,999	14.29%
\$450,000 - \$499,999	42.86%
\$500,000 - \$599,000	28.57%
\$600,000 - \$699,000	14.29%
Other Sales in Milton	
Price Range	% of Sales by Price
\$450,000 - \$499,999	50.00%
\$600,000 - \$699,000	50.00%

The median sale price is the midpoint of all sales.

Disclaimer: The information provided herein is deemed accurate but not guaranteed.

Source: The Oakville, Milton and District Real Estate Board