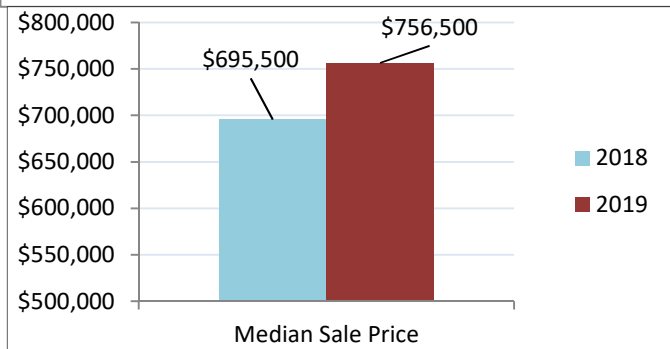
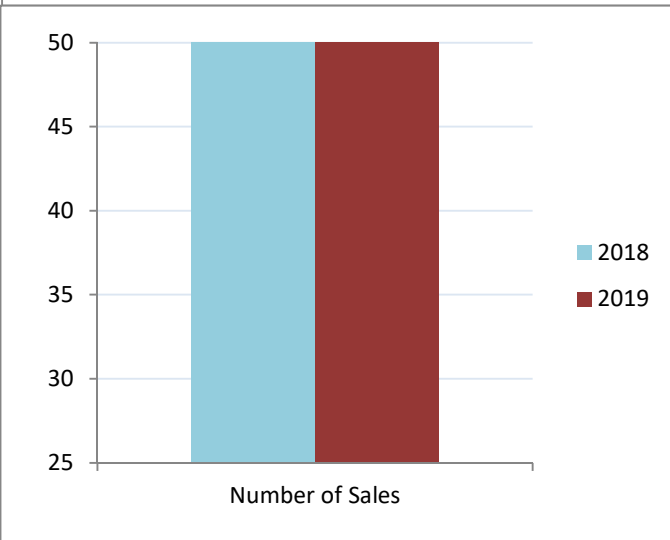
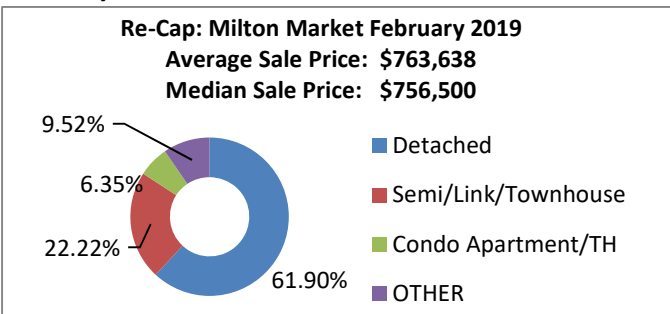




February 2019 Market Watch



Re-Cap for Milton Market in 2019	
Average Sale Price	Median Sale Price
\$763,638	\$756,500
Residential Type	Units Sold by Type
Detached	39
Semi/Link/Townhouse	14
Condo Apartment/TH	4
OTHER	6
TOTAL	63
Detached Sales in Milton	
Price Range	% of Sales by Price
\$500,000 - \$599,000	2.56%
\$600,000 - \$699,000	5.13%
\$700,000 - \$799,000	35.90%
\$800,000 - \$899,000	17.95%
\$900,000 - \$999,000	28.21%
\$1,000,000 - \$1,499,999	7.69%
\$1,000,000 - \$1,499,999	2.56%
Semi/Link/Townhouse Sales in Milton	
Price Range	% of Sales by Price
\$500,000 - \$599,000	35.71%
\$600,000 - \$699,000	64.29%
Condo Apartment/TH Sales in Milton	
Price Range	% of Sales by Price
\$350,000 - \$399,999	25.00%
\$400,000 - \$449,999	75.00%
Other Sales in Milton	
Price Range	% of Sales by Price
\$500,000 - \$599,000	16.67%
\$600,000 - \$699,000	50.00%
\$700,000 - \$799,000	33.33%

The median sale price is the midpoint of all sales.

Disclaimer: The information provided herein is deemed accurate but not guaranteed.

Source: The Oakville, Milton and District Real Estate Board