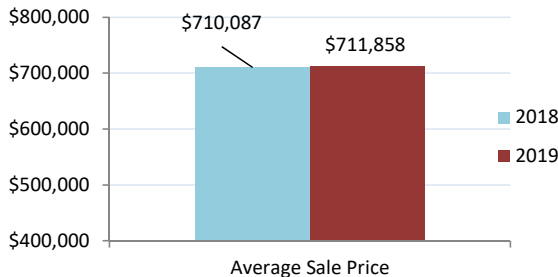
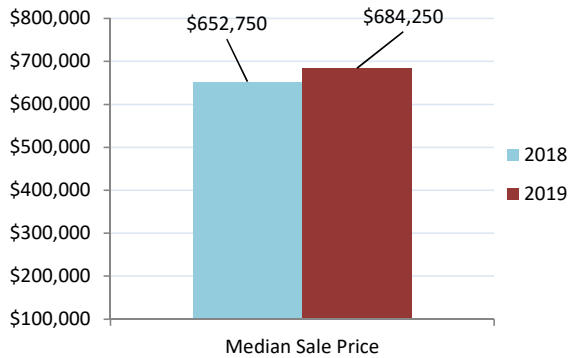
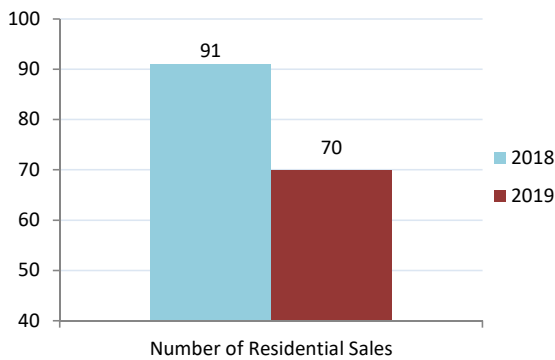
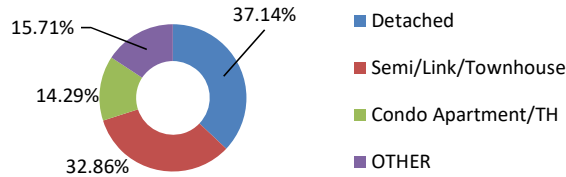




The Oakville, Milton and District Real Estate Board

March 2019 Market Watch: Milton

Visual Re-Cap for Milton Market in 2019



Re-Cap for Milton Market in 2019	
Average Sale Price	Median Sale Price
\$711,858	\$684,250
Residential Type	Units Sold by Type
Detached	26
Semi/Link/Townhouse	23
Condo Apartment/TH	10
OTHER	11
TOTAL	70
Detached Sales in Milton	
Price Range	% of Sales by Price
\$600,000 - \$699,000	11.54%
\$700,000 - \$799,000	19.23%
\$800,000 - \$899,000	26.92%
\$900,000 - \$999,000	15.38%
\$1,000,000 - \$1,499,999	26.92%
\$2,000,000 - \$2,499,999	0.00%
\$2,500,000 - \$2,999,999	0.00%
\$3,000,000 - Above	0.00%
Semi/Link/Townhouse Sales in Milton	
Price Range	% of Sales by Price
\$500,000 - \$599,000	8.70%
\$600,000 - \$699,000	60.87%
\$700,000 - \$799,000	26.09%
\$800,000 - \$899,000	4.35%
Condo Apartment/TH Sales in Milton	
Price Range	% of Sales by Price
\$350,000 - \$399,999	10.00%
\$400,000 - \$449,999	30.00%
\$450,000 - \$499,999	20.00%
\$500,000 - \$599,000	30.00%
\$600,000 - \$699,000	10.00%
Other Sales in Milton	
Price Range	% of Sales by Price
\$500,000 - \$599,000	54.55%
\$600,000 - \$699,000	27.27%
\$700,000 - \$799,000	18.18%

The median sale price is the midpoint of all sales.

Disclaimer: The information provided herein is deemed accurate but not guaranteed.

Source: The Oakville, Milton and District Real Estate Board

