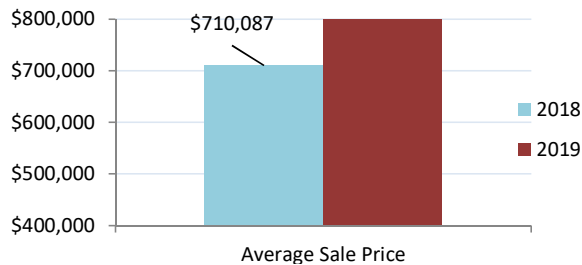
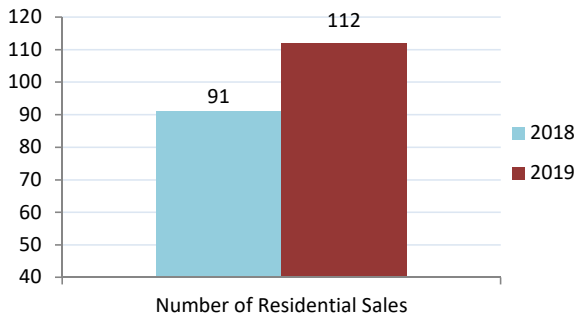
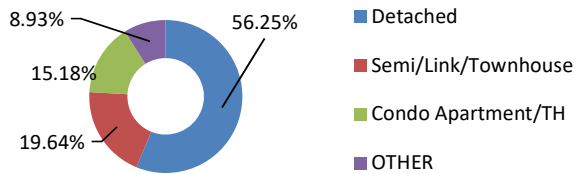




# The Oakville, Milton and District Real Estate Board

## May 2019 Market Watch: Milton

Visual Re-Cap for Milton Market in 2019



Re-Cap for Milton Market in 2019	
Average Sale Price	Median Sale Price
\$806,408	\$730,000
Residential Type	Units Sold by Type
Detached	63
Semi/Link/Townhouse	22
Condo Apartment/TH	17
OTHER	10
TOTAL	112
Detached Sales in Milton	
Price Range	% of Sales by Price
\$400,000 - \$449,999	3.17%
\$600,000 - \$699,000	11.11%
\$700,000 - \$799,000	15.87%
\$800,000 - \$899,000	23.81%
\$900,000 - \$999,000	19.05%
\$1,000,000 - \$1,499,999	26.98%
Semi/Link/Townhouse Sales in Milton	
Price Range	% of Sales by Price
\$500,000 - \$599,000	31.82%
\$600,000 - \$699,000	40.91%
\$700,000 - \$799,000	27.27%
Condo Apartment/TH Sales in Milton	
Price Range	% of Sales by Price
\$350,000 - \$399,999	11.76%
\$400,000 - \$449,999	23.53%
\$450,000 - \$499,999	11.76%
\$500,000 - \$599,000	41.18%
\$600,000 - \$699,000	11.76%
Other Sales in Milton	
Price Range	% of Sales by Price
\$500,000 - \$599,000	30.00%
\$600,000 - \$699,000	50.00%
\$700,000 - \$799,000	20.00%

The median sale price is the midpoint of all sales.

Disclaimer: The information provided herein is deemed accurate but not guaranteed.

Source: The Oakville, Milton and District Real Estate Board