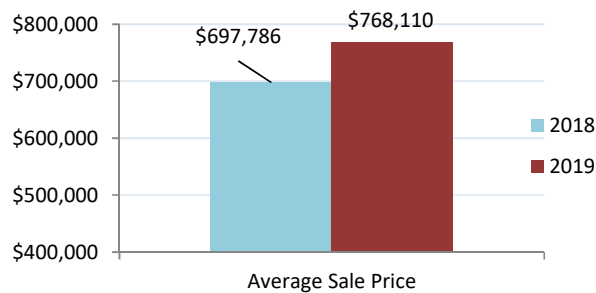
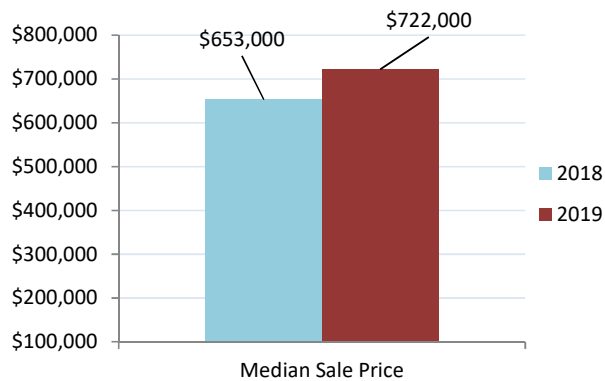
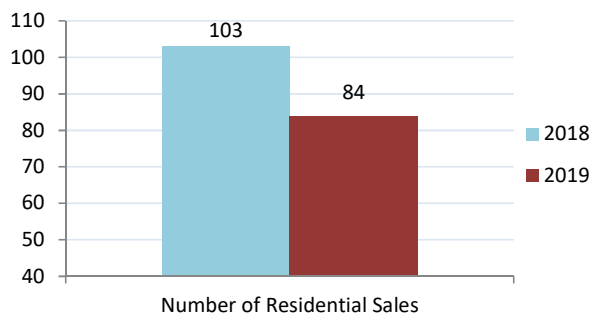
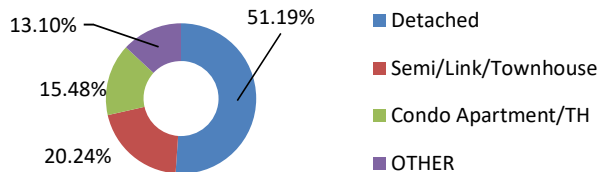




The Oakville, Milton and District Real Estate Board

July 2019 Market Watch: Milton

Visual Re-Cap for Milton Market in 2019



Re-Cap for Milton Market in 2019	
Average Sale Price	Median Sale Price
\$768,110	\$722,000
Residential Type	Units Sold by Type
Detached	43
Semi/Link/Townhouse	17
Condo Apartment/TH	13
OTHER	11
TOTAL	84
Detached Sales in Milton	
Price Range	% of Sales by Price
\$600,000 - \$699,000	6.98%
\$700,000 - \$799,000	27.91%
\$800,000 - \$899,000	25.58%
\$900,000 - \$999,000	11.63%
\$1,000,000 - \$1,499,999	20.93%
\$1,500,000 - \$1,999,999	6.98%
Semi/Link/Townhouse Sales in Milton	
Price Range	% of Sales by Price
\$500,000 - \$599,000	11.76%
\$600,000 - \$699,000	76.47%
\$700,000 - \$799,000	11.76%
Condo Apartment/TH Sales in Milton	
Price Range	% of Sales by Price
\$350,000 - \$399,999	7.69%
\$400,000 - \$449,999	15.38%
\$450,000 - \$499,999	30.77%
\$500,000 - \$599,000	38.46%
\$600,000 - \$699,000	7.69%
Other Sales in Milton	
Price Range	% of Sales by Price
\$400,000 - \$449,999	9.09%
\$500,000 - \$599,000	27.27%
\$600,000 - \$699,000	54.55%
\$700,000 - \$799,000	9.09%

The median sale price is the midpoint of all sales.

Disclaimer: The information provided herein is deemed accurate but not guaranteed.

Source: The Oakville, Milton and District Real Estate Board