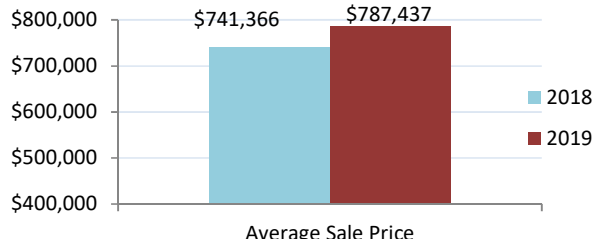
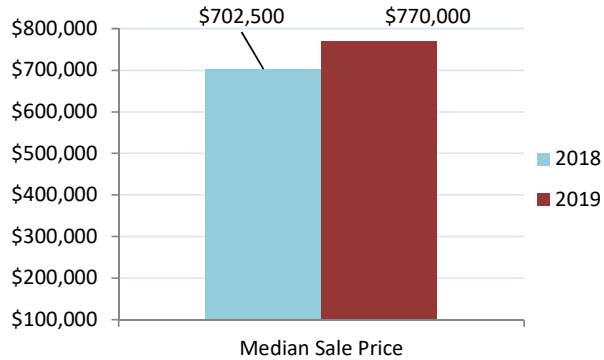
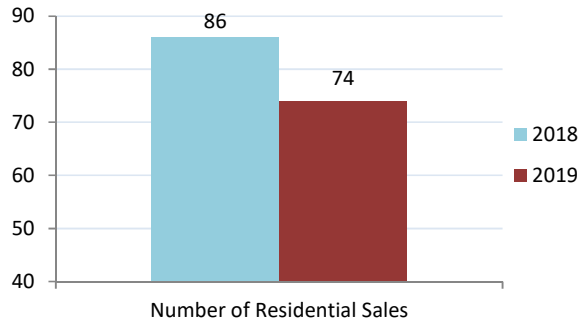
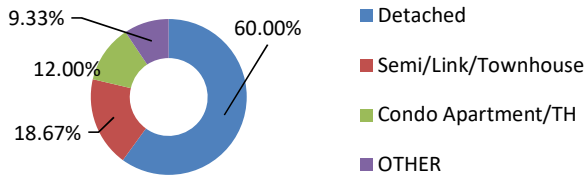




# The Oakville, Milton and District Real Estate Board

## August 2019 Market Watch: Milton

### Visual Re-Cap for Milton Market in 2019



Re-Cap for Milton Market in 2019	
<b>Average Sale Price</b>	<b>Median Sale Price</b>
\$787,437	\$770,000
<b>Residential Type</b>	<b>Units Sold by Type</b>
Detached	45
Semi/Link/Townhouse	14
Condo Apartment/TH	9
OTHER	7
<b>TOTAL</b>	<b>75</b>
<b>Detached Sales in Milton</b>	
<b>Price Range</b>	<b>% of Sales by Price</b>
\$600,000 - \$699,000	4.44%
\$700,000 - \$799,000	17.78%
\$800,000 - \$899,000	31.11%
\$900,000 - \$999,000	24.44%
\$1,000,000 - \$1,499,999	20.00%
\$1,500,000 - \$1,999,999	2.22%
<b>Semi/Link/Townhouse Sales in Milton</b>	
<b>Price Range</b>	<b>% of Sales by Price</b>
\$500,000 - \$599,000	35.71%
\$600,000 - \$699,000	42.86%
\$700,000 - \$799,000	21.43%
<b>Condo Apartment/TH Sales in Milton</b>	
<b>Price Range</b>	<b>% of Sales by Price</b>
\$350,000 - \$399,999	11.11%
\$400,000 - \$449,999	22.22%
\$450,000 - \$499,999	22.22%
\$500,000 - \$599,000	44.44%
<b>Other Sales in Milton</b>	
<b>Price Range</b>	<b>% of Sales by Price</b>
\$600,000 - \$699,000	71.43%
\$700,000 - \$799,000	28.57%

The median sale price is the midpoint of all sales.

Disclaimer: The information provided herein is deemed accurate but not guaranteed.

Source: The Oakville, Milton and District Real Estate Board