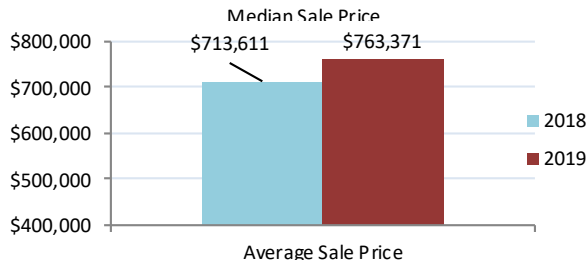
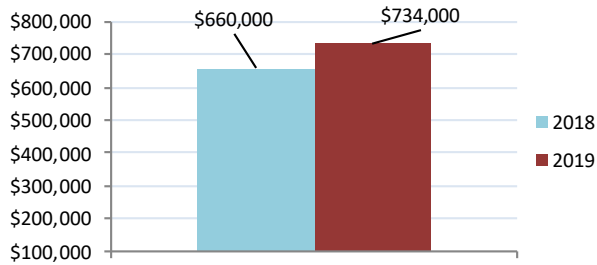
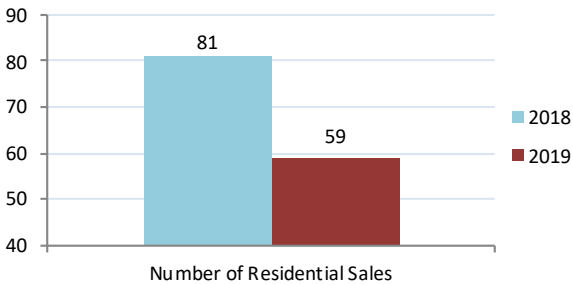
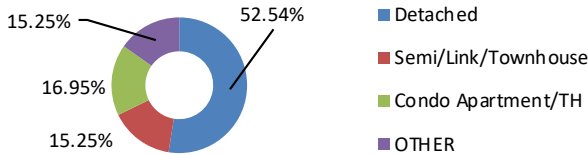




# The Oakville, Milton and District Real Estate Board

## September 2019 Market Watch: Milton

Visual Re-Cap for Milton Market in 2019



Re-Cap for Milton Market in 2019	
<b>Average Sale Price</b>	<b>Median Sale Price</b>
\$763,371	\$734,000
<b>Residential Type</b>	<b>Units Sold by Type</b>
Detached	31
Semi/Link/Townhouse	9
Condo Apartment/TH	10
OTHER	9
<b>TOTAL</b>	<b>59</b>
<b>Detached Sales in Milton</b>	
<b>Price Range</b>	<b>% of Sales by Price</b>
\$500,000 - \$599,000	3.23%
\$600,000 - \$699,000	6.45%
\$700,000 - \$799,000	16.13%
\$800,000 - \$899,000	25.81%
\$900,000 - \$999,000	19.35%
\$1,000,000 - \$1,499,999	29.03%
<b>Semi/Link/Townhouse Sales in Milton</b>	
<b>Price Range</b>	<b>% of Sales by Price</b>
\$600,000 - \$699,000	55.56%
\$700,000 - \$799,000	44.44%
<b>Condo Apartment/TH Sales in Milton</b>	
<b>Price Range</b>	<b>% of Sales by Price</b>
\$350,000 - \$399,999	10.00%
\$450,000 - \$499,999	20.00%
\$500,000 - \$599,000	50.00%
\$600,000 - \$699,000	20.00%
<b>Other Sales in Milton</b>	
<b>Price Range</b>	<b>% of Sales by Price</b>
\$500,000 - \$599,000	22.22%
\$600,000 - \$699,000	33.33%
\$700,000 - \$799,000	44.44%

The median sale price is the midpoint of all sales.

Disclaimer: The information provided herein is deemed accurate but not guaranteed.

Source: The Oakville, Milton and District Real Estate Board