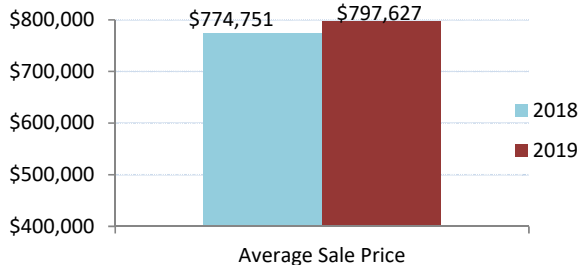
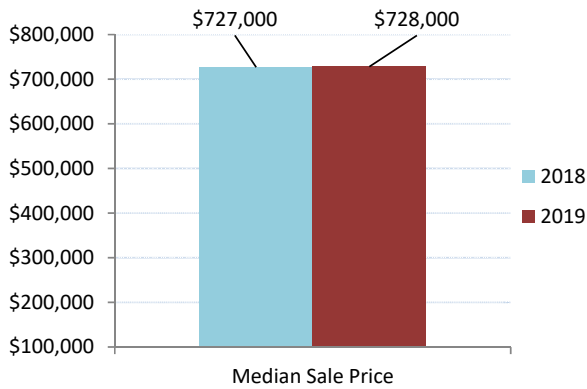
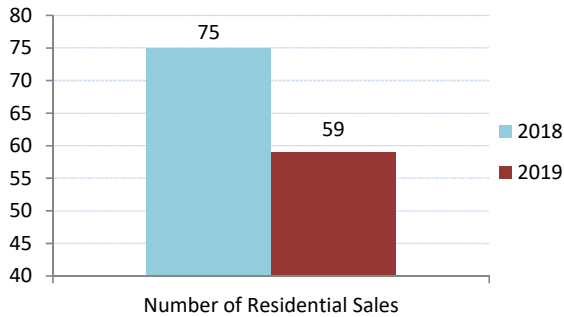
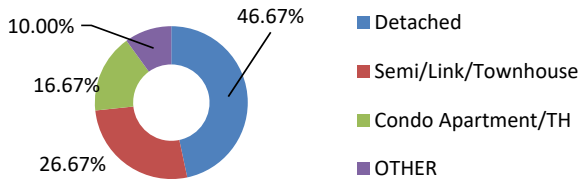




The Oakville, Milton and District Real Estate Board

October 2019 Market Watch: Milton

Visual Re-Cap for Milton Market in 2019



Re-Cap for Milton Market in 2019	
Average Sale Price	Median Sale Price
\$797,627	\$728,000
Residential Type	Units Sold by Type
Detached	28
Semi/Link/Townhouse	16
Condo Apartment/TH	10
OTHER	6
TOTAL	60
Detached Sales in Milton	
Price Range	% of Sales by Price
\$400,000 - \$449,999	0.00%
\$600,000 - \$699,000	0.00%
\$700,000 - \$799,000	14.29%
\$800,000 - \$899,000	25.00%
\$900,000 - \$999,000	32.14%
\$1,000,000 - \$1,499,999	21.43%
Semi/Link/Townhouse Sales in Milton	
Price Range	% of Sales by Price
\$500,000 - \$599,000	6.25%
\$600,000 - \$699,000	75.00%
\$700,000 - \$799,000	18.75%
Condo Apartment/TH Sales in Milton	
Price Range	% of Sales by Price
\$350,000 - \$399,999	0.00%
\$400,000 - \$449,999	0.00%
\$450,000 - \$499,999	40.00%
\$500,000 - \$599,000	60.00%
\$600,000 - \$699,000	0.00%
Other Sales in Milton	
Price Range	% of Sales by Price
\$500,000 - \$599,000	16.67%
\$600,000 - \$699,000	50.00%
\$700,000 - \$799,000	33.33%

The median sale price is the midpoint of all sales.

Disclaimer: The information provided herein is deemed accurate but not guaranteed.

Source: The Oakville, Milton and District Real Estate Board