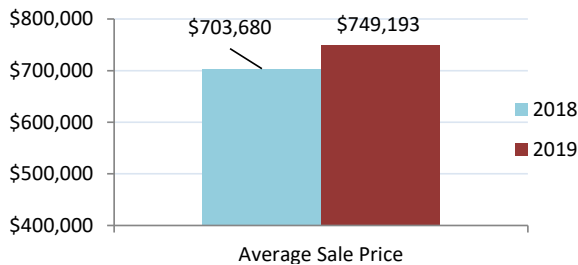
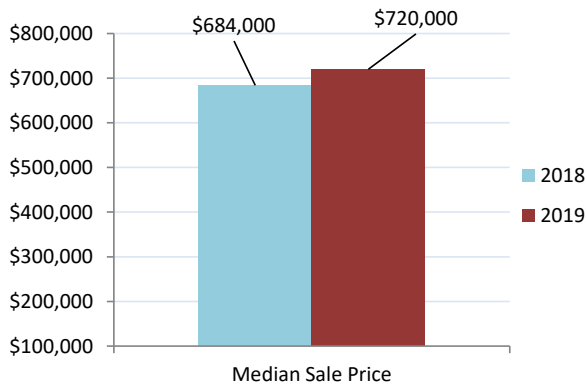
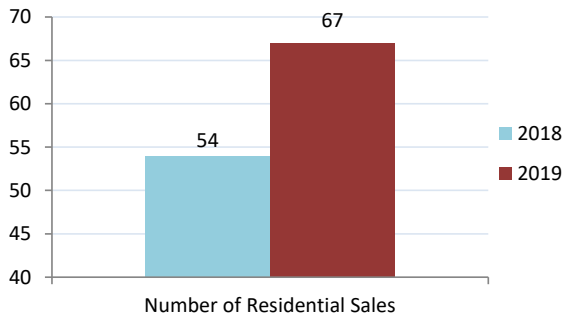
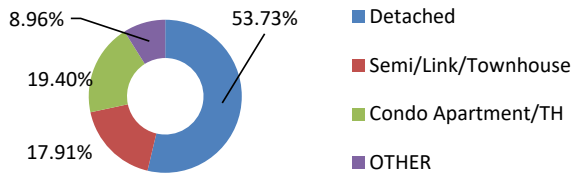




The Oakville, Milton and District Real Estate Board

November 2019 Market Watch: Milton

Visual Re-Cap for Milton Market in 2019



Re-Cap for Milton Market in 2019	
Average Sale Price	Median Sale Price
\$749,193	\$720,000
Residential Type	Units Sold by Type
Detached	36
Semi/Link/Townhouse	12
Condo Apartment/TH	13
OTHER	6
TOTAL	67
Detached Sales in Milton	
Price Range	% of Sales by Price
\$600,000 - \$699,000	5.56%
\$700,000 - \$799,000	33.33%
\$800,000 - \$899,000	25.00%
\$900,000 - \$999,000	11.11%
\$1,000,000 - \$1,499,999	22.22%
Semi/Link/Townhouse Sales in Milton	
Price Range	% of Sales by Price
\$500,000 - \$599,000	33.33%
\$600,000 - \$699,000	50.00%
\$700,000 - \$799,000	16.67%
Condo Apartment/TH Sales in Milton	
Price Range	% of Sales by Price
\$350,000 - \$399,999	7.69%
\$400,000 - \$449,999	30.77%
\$450,000 - \$499,999	23.08%
\$500,000 - \$599,000	30.77%
\$600,000 - \$699,000	7.69%
Other Sales in Milton	
Price Range	% of Sales by Price
\$500,000 - \$599,000	16.67%
\$600,000 - \$699,000	66.67%
\$700,000 - \$799,000	16.67%

The median sale price is the midpoint of all sales.

Disclaimer: The information provided herein is deemed accurate but not guaranteed.

Source: The Oakville, Milton and District Real Estate Board