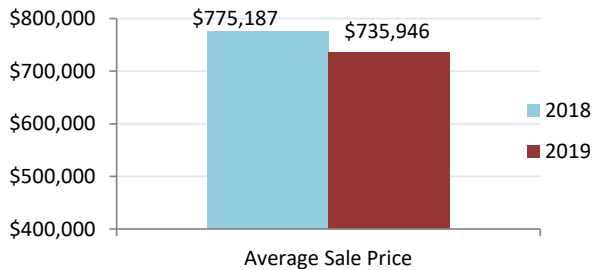
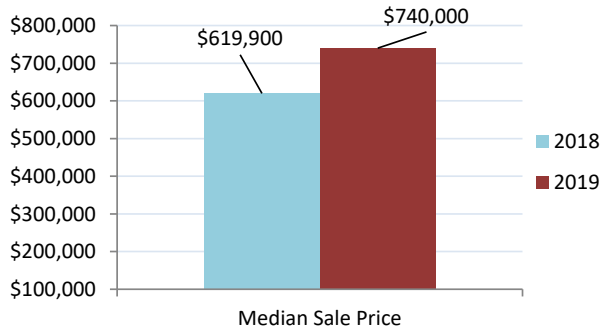
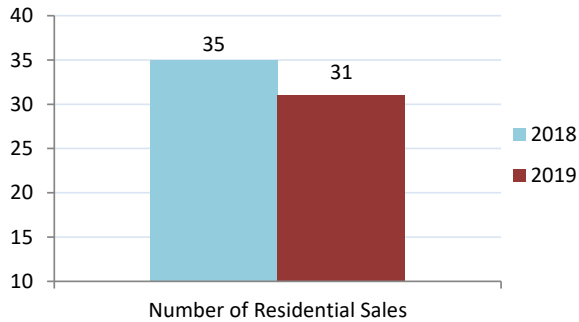
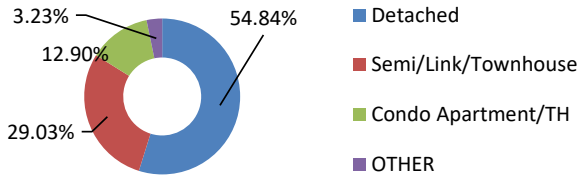




The Oakville, Milton and District Real Estate Board

December 2019 Market Watch: Milton

Visual Re-Cap for Milton Market in 2019



Re-Cap for Milton Market in 2019	
Average Sale Price	Median Sale Price
\$735,946	\$740,000
Residential Type	Units Sold by Type
Detached	17
Semi/Link/Townhouse	9
Condo Apartment/TH	4
OTHER	1
TOTAL	31
Detached Sales in Milton	
Price Range	% of Sales by Price
\$700,000 - \$799,000	35.29%
\$800,000 - \$899,000	29.41%
\$900,000 - \$999,000	17.65%
\$1,000,000 - \$1,499,999	17.65%
Semi/Link/Townhouse Sales in Milton	
Price Range	% of Sales by Price
\$600,000 - \$699,000	33.33%
\$700,000 - \$799,000	55.56%
Condo Apartment/TH Sales in Milton	
Price Range	% of Sales by Price
\$500,000 - \$599,000	100.00%
Other Sales in Milton	
Price Range	% of Sales by Price
\$600,000 - \$699,000	100.00%

The median sale price is the midpoint of all sales.

Disclaimer: The information provided herein is deemed accurate but not guaranteed.

Source: The Oakville, Milton and District Real Estate Board