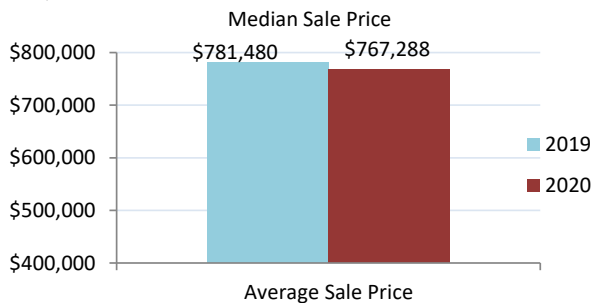
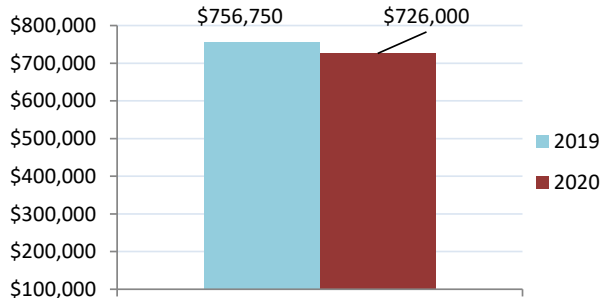
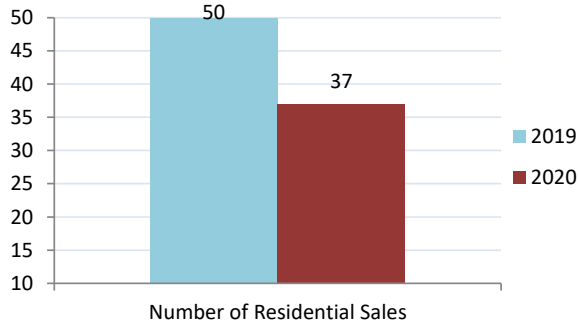
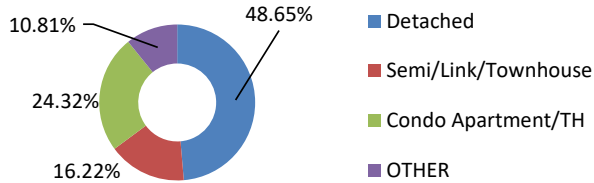




The Oakville, Milton and District Real Estate Board

January 2020 Market Watch: Milton

Visual Re-Cap for Milton Market in 2020



Re-Cap for Milton Market in 2020	
Average Sale Price	Median Sale Price
\$767,288	\$726,000
Residential Type	Units Sold by Type
Detached	18
Semi/Link/Townhouse	6
Condo Apartment/TH	9
OTHER	4
TOTAL	37
Detached Sales in Milton	
Price Range	% of Sales by Price
\$600,000 - \$699,000	11.11%
\$700,000 - \$799,000	16.67%
\$800,000 - \$899,000	11.11%
\$900,000 - \$999,000	22.22%
\$1,000,000 - \$1,499,999	38.89%
Semi/Link/Townhouse Sales in Milton	
Price Range	% of Sales by Price
\$600,000 - \$699,000	33.33%
\$700,000 - \$799,000	66.67%
Condo Apartment/TH Sales in Milton	
Price Range	% of Sales by Price
\$450,000 - \$499,999	44.44%
\$500,000 - \$599,000	22.22%
Other Sales in Milton	
Price Range	% of Sales by Price
\$600,000 - \$699,000	50.00%
\$700,000 - \$799,000	50.00%

The median sale price is the midpoint of all sales.

Disclaimer: The information provided herein is deemed accurate but not guaranteed.

Source: The Oakville, Milton and District Real Estate Board