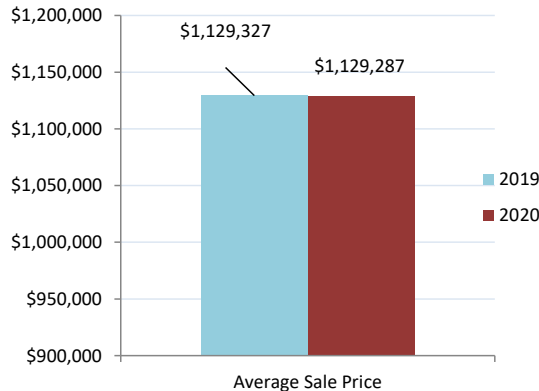
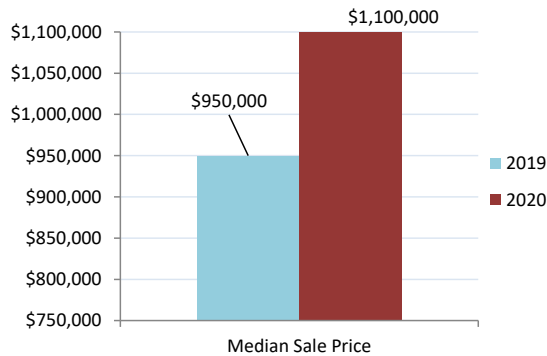
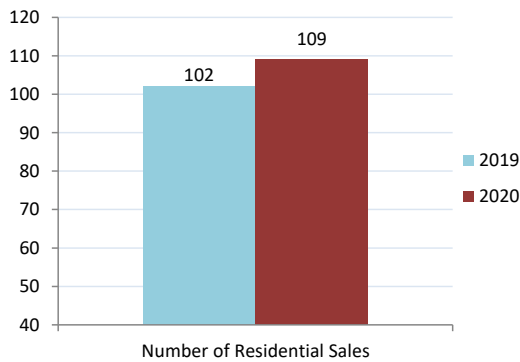
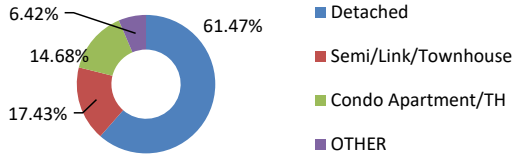




# The Oakville, Milton and District Real Estate Board

## January 2020 Market Watch: Oakville

Visual Re-Cap for Oakville Market in 2020



Re-Cap for Oakville Market in 2020	
<b>Average Sale Price</b>	<b>Median Sale Price</b>
\$1,129,287	\$1,100,000
<b>Residential Type</b>	<b>Units Sold by Type</b>
Detached	67
Semi/Link/Townhouse	19
Condo Apartment/TH	16
OTHER	7
<b>TOTAL</b>	<b>109</b>
<b>Detached Sales in Oakville</b>	
<b>Price Range</b>	<b>% of Sales by Price</b>
\$800,000 - \$899,000	8.96%
\$900,000 - \$999,000	10.45%
\$1,000,000 - \$1,499,999	56.72%
\$1,500,000 - \$1,999,999	14.93%
\$2,000,000 - \$2,499,999	5.97%
\$2,500,000 - \$2,999,999	2.99%
<b>Semi/Link/Townhouse Sales in Oakville</b>	
<b>Price Range</b>	<b>% of Sales by Price</b>
\$700,000 - \$799,000	26.32%
\$800,000 - \$899,000	47.37%
\$1,000,000 - \$1,499,999	21.05%
<b>Condo Apartment/TH Sales in Oakville</b>	
<b>Price Range</b>	<b>% of Sales by Price</b>
\$400,000 - \$449,999	12.50%
\$450,000 - \$499,999	18.75%
\$500,000 - \$599,000	18.75%
\$600,000 - \$699,000	25.00%
\$700,000 - \$799,000	6.25%
\$800,000 - \$899,000	6.25%
\$1,000,000 - \$1,499,999	12.50%
<b>Other Sales in Oakville</b>	
<b>Price Range</b>	<b>% of Sales by Price</b>
\$700,000 - \$799,000	42.86%
\$1,000,000 - \$1,499,999	14.29%

The median sale price is the midpoint of all sales.

Disclaimer: The information provided herein is deemed accurate but not guaranteed.

Source: The Oakville, Milton and District Real Estate Board

