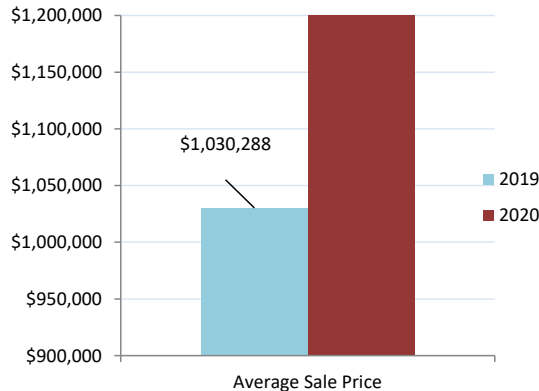
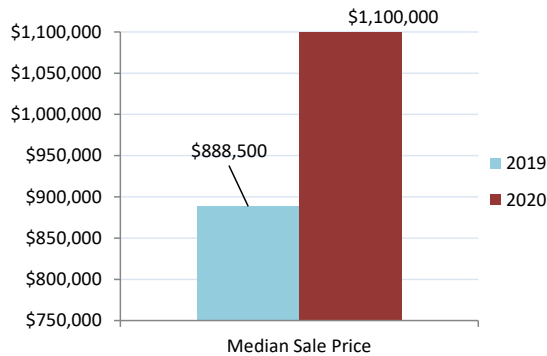
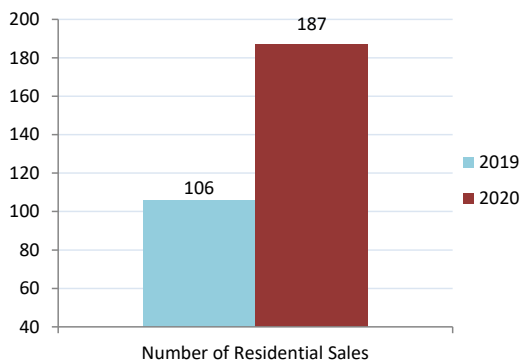
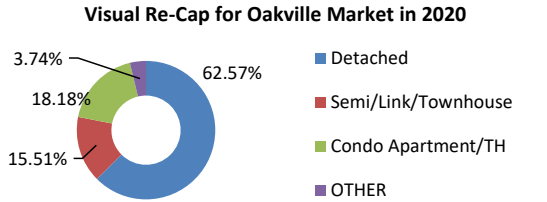




The Oakville, Milton and District Real Estate Board

February 2020 Market Watch: Oakville



Re-Cap for Oakville Market in 2020	
Average Sale Price	Median Sale Price
\$1,334,026	\$1,100,000
Residential Type	Units Sold by Type
Detached	117
Semi/Link/Townhouse	29
Condo Apartment/TH	34
OTHER	7
TOTAL	187
Detached Sales in Oakville	
Price Range	% of Sales by Price
\$800,000 - \$899,000	4.27%
\$900,000 - \$999,000	8.55%
\$1,000,000 - \$1,499,999	50.43%
\$1,500,000 - \$1,999,999	17.09%
\$2,000,000 - \$2,499,999	11.11%
\$2,500,000 - \$2,999,999	3.42%
Semi/Link/Townhouse Sales in Oakville	
Price Range	% of Sales by Price
\$700,000 - \$799,000	17.24%
\$800,000 - \$899,000	37.93%
\$1,000,000 - \$1,499,999	13.79%
Condo Apartment/TH Sales in Oakville	
Price Range	% of Sales by Price
\$400,000 - \$449,999	5.88%
\$450,000 - \$499,999	8.82%
\$500,000 - \$599,000	38.24%
\$600,000 - \$699,000	26.47%
\$700,000 - \$799,000	8.82%
\$800,000 - \$899,000	8.82%
\$1,000,000 - \$1,499,999	2.94%
Other Sales in Oakville	
Price Range	% of Sales by Price
\$700,000 - \$799,000	14.29%
\$1,000,000 - \$1,499,999	0.00%

The median sale price is the midpoint of all sales.

Disclaimer: The information provided herein is deemed accurate but not guaranteed.

Source: The Oakville, Milton and District Real Estate Board

