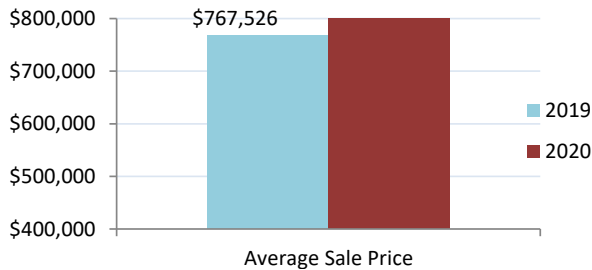
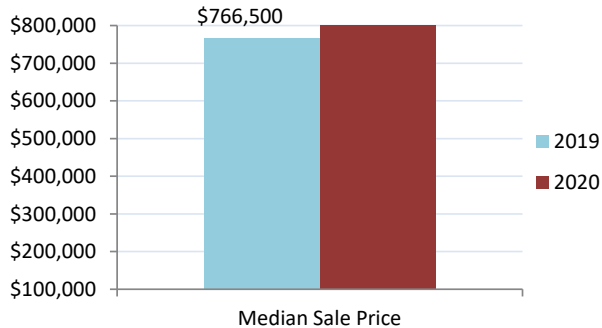
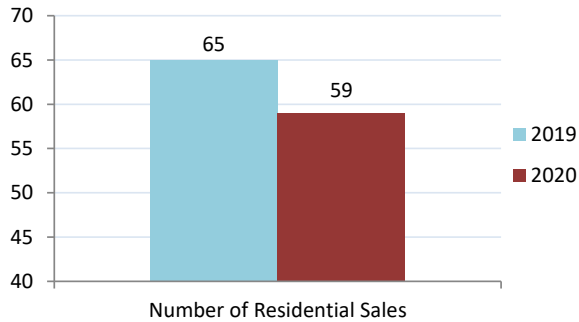
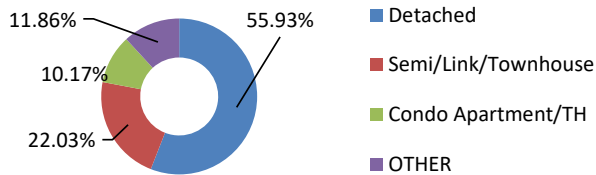




The Oakville, Milton and District Real Estate Board

February 2020 Market Watch: Milton

Visual Re-Cap for Milton Market in 2020



Re-Cap for Milton Market in 2020	
Average Sale Price	Median Sale Price
\$837,780	\$807,000
Residential Type	Units Sold by Type
Detached	33
Semi/Link/Townhouse	13
Condo Apartment/TH	6
OTHER	7
TOTAL	59
Detached Sales in Milton	
Price Range	% of Sales by Price
\$600,000 - \$699,000	3.03%
\$700,000 - \$799,000	12.12%
\$800,000 - \$899,000	33.33%
\$900,000 - \$999,000	21.21%
\$1,000,000 - \$1,499,999	21.21%
Semi/Link/Townhouse Sales in Milton	
Price Range	% of Sales by Price
\$600,000 - \$699,000	15.38%
\$700,000 - \$799,000	46.15%
Condo Apartment/TH Sales in Milton	
Price Range	% of Sales by Price
\$450,000 - \$499,999	0.00%
\$500,000 - \$599,000	83.33%
Other Sales in Milton	
Price Range	% of Sales by Price
\$600,000 - \$699,000	42.86%
\$700,000 - \$799,000	57.14%

The median sale price is the midpoint of all sales.

Disclaimer: The information provided herein is deemed accurate but not guaranteed.

Source: The Oakville, Milton and District Real Estate Board