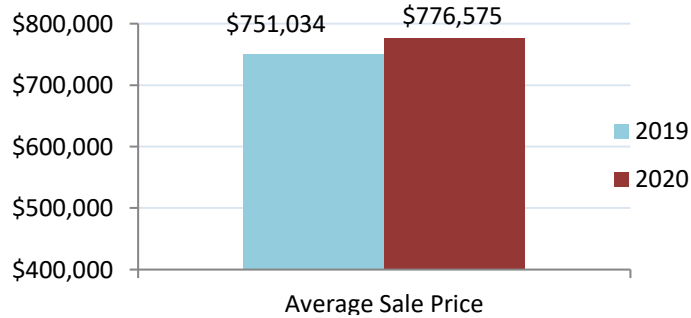
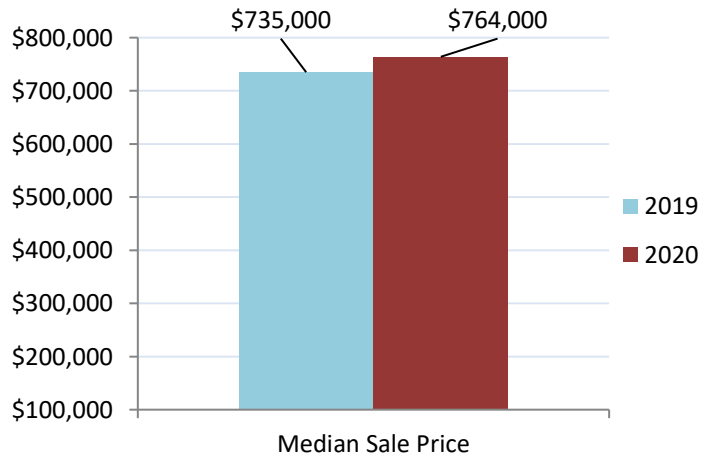
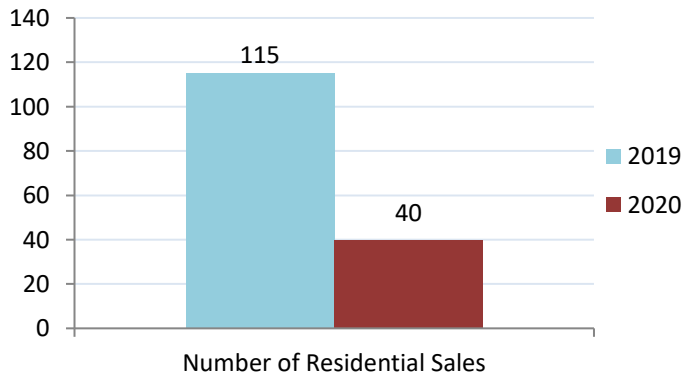
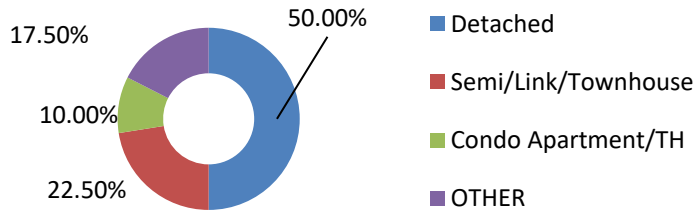




The Oakville, Milton and District Real Estate Board

April 2020 Market Watch: Milton

Visual Re-Cap for Milton Market in 2020



Re-Cap for Milton Market in 2020	
Average Sale Price	Median Sale Price
\$776,575	\$764,000
Residential Type	Units Sold by Type
Detached	20
Semi/Link/Townhouse	9
Condo Apartment/TH	4
OTHER	7
TOTAL	40
Detached Sales in Milton	
Price Range	% of Sales by Price
\$700,000 - \$799,000	25.00%
\$800,000 - \$899,000	40.00%
\$900,000 - \$999,000	10.00%
\$1,000,000 - \$1,499,999	25.00%
Semi/Link/Townhouse Sales in Milton	
Price Range	% of Sales by Price
\$600,000 - \$699,000	11.11%
\$700,000 - \$799,000	77.78%
\$800,000 - \$899,000	11.11%
Condo Apartment/TH Sales in Milton	
Price Range	% of Sales by Price
\$450,000 - \$499,999	25.00%
\$500,000 - \$599,000	75.00%
Other Sales in Milton	
Price Range	% of Sales by Price
\$500,000 - \$599,000	14.29%
\$600,000 - \$699,000	42.86%
\$700,000 - \$799,000	42.86%

The median sale price is the midpoint of all sales.

Disclaimer: The information provided herein is deemed accurate but not guaranteed.

Source: The Oakville, Milton and District Real Estate Board