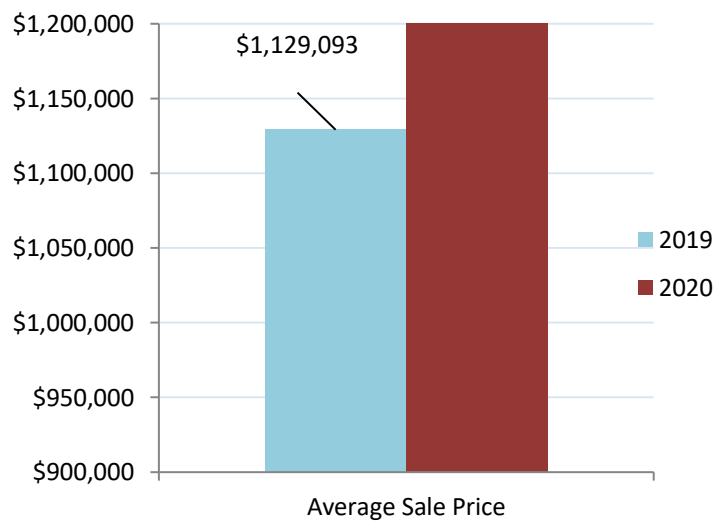
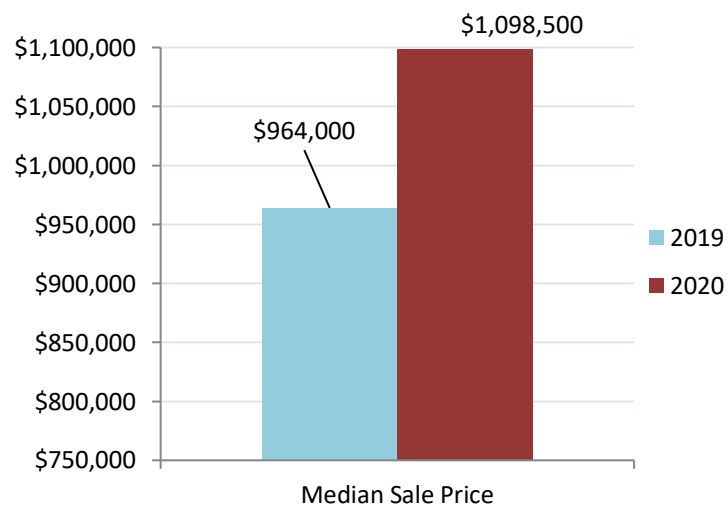
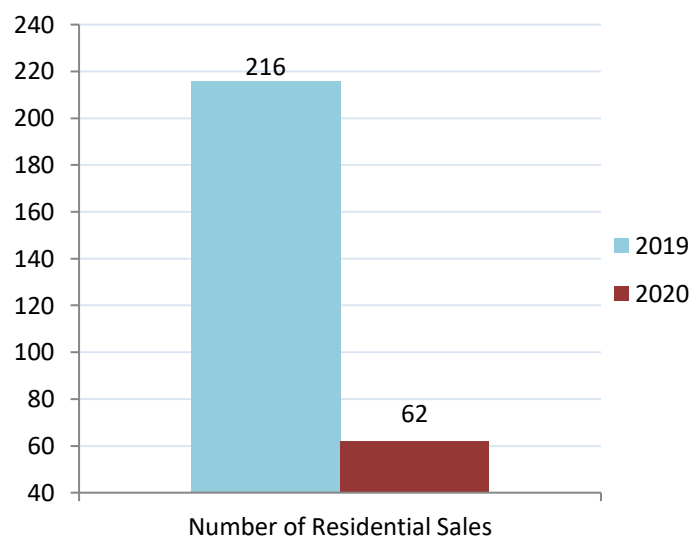
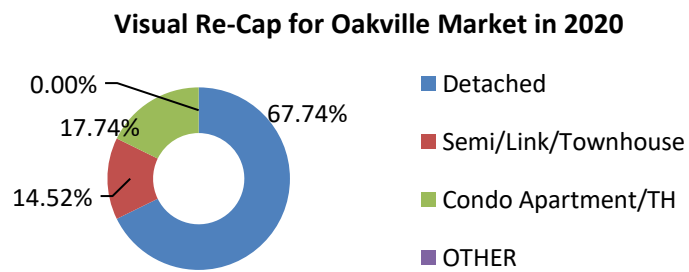




The Oakville, Milton and District Real Estate Board

April 2020 Market Watch: Oakville



Re-Cap for Oakville Market in 2020	
Average Sale Price	Median Sale Price
\$1,251,124	\$1,098,500
Residential Type	Units Sold by Type
Detached	42
Semi/Link/Townhouse	9
Condo Apartment/TH	11
OTHER	0
TOTAL	62
Detached Sales in Oakville	
Price Range	% of Sales by Price
\$700,000 - \$799,000	7.14%
\$800,000 - \$899,000	2.38%
\$900,000 - \$999,000	11.90%
\$1,000,000 - \$1,499,999	30.95%
\$1,500,000 - \$1,999,999	28.57%
\$2,000,000 - \$2,499,999	11.90%
\$2,500,000 - \$2,999,999	4.76%
\$3,000,000 - Above	2.38%
Semi/Link/Townhouse Sales in Oakville	
Price Range	% of Sales by Price
\$700,000 - \$799,000	33.33%
\$800,000 - \$899,000	11.11%
\$900,000 - \$999,000	44.44%
\$1,000,000 - \$1,499,999	11.11%
Condo Apartment/TH Sales in Oakville	
Price Range	% of Sales by Price
\$400,000 - \$449,999	9.09%
\$450,000 - \$499,999	9.09%
\$500,000 - \$599,000	36.36%
\$600,000 - \$699,000	18.18%
\$700,000 - \$799,000	18.18%
\$800,000 - \$899,000	9.09%
\$1,000,000 - \$1,499,999	0.00%
Other Sales in Oakville	
Price Range	% of Sales by Price
N/A	0.00%

The median sale price is the midpoint of all sales.

Disclaimer: The information provided herein is deemed accurate but not guaranteed.

Source: The Oakville, Milton and District Real Estate Board

