

For Immediate Release

The Oakville, Milton and District Real Estate Board (OMDREB)



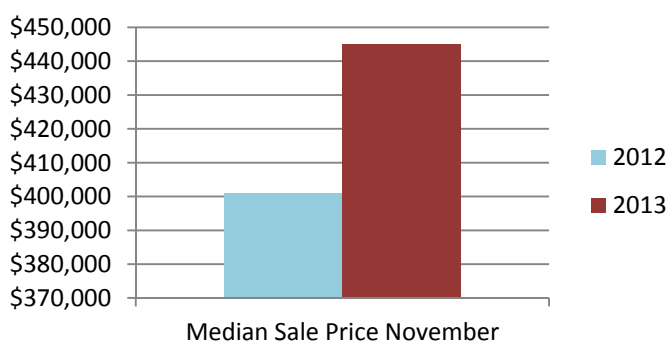
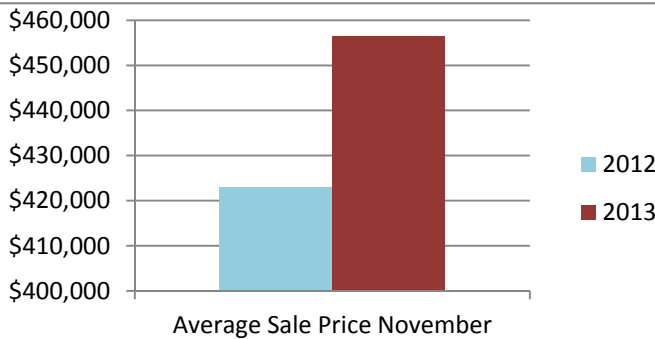
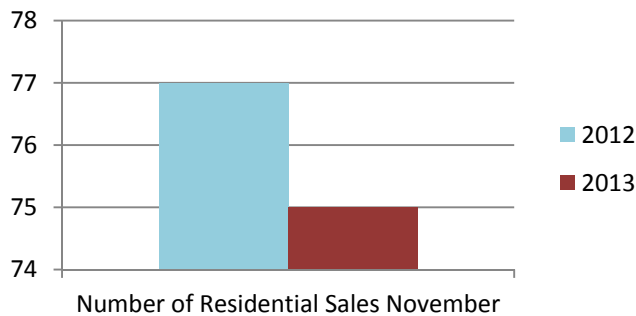

The Oakville, Milton and District Real Estate Board

November 2013 Real Estate Market

Re-Cap: Milton Market November 2013

Average Sale Price: \$456,494

Median Sale Price: \$445,100



Re-Cap Milton Market in November 2013	
Average Sale Price	Median Sale Price
\$456,494	\$445,100
Residential Type	Units Sold by Type
Detached	40
Semi/Link/Townhouse	26
Condo Apartment/TH	11
Detached Sales in Milton	
Price Range	% of Sales by Price
\$300,001 - \$400,000	5%
\$400,001 - \$600,000	72.5%
\$600,001 - \$800,000	22.50%
Semi/Link/Townhouse Sales in Milton	
Price Range	% of Sales by Price
\$300,001 - \$400,000	46%
\$400,001 - \$600,000	54%
Condo Apartment/TH Sales in Milton	
Price Range	% of Sales by Price
\$200,001 - \$300,000	73%
\$300,001 - \$400,000	27%

The average home price is found by adding the value of all sales and dividing by the number of homes.

The median sale price is the midpoint of all sales.

Disclaimer: The information provided herein is deemed accurate but not guaranteed.

Source: The Oakville, Milton and District Real Estate Board