

For Immediate Release

The Oakville, Milton and District Real Estate Board (OMDREB)



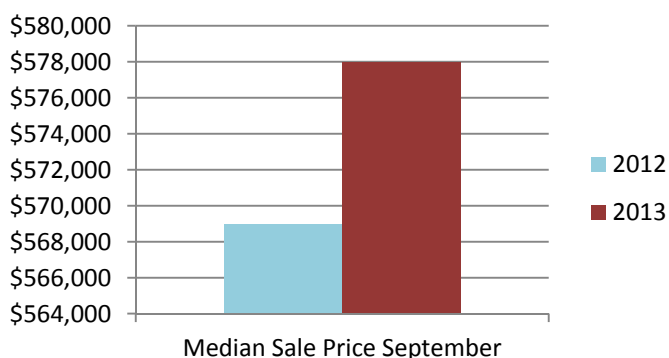
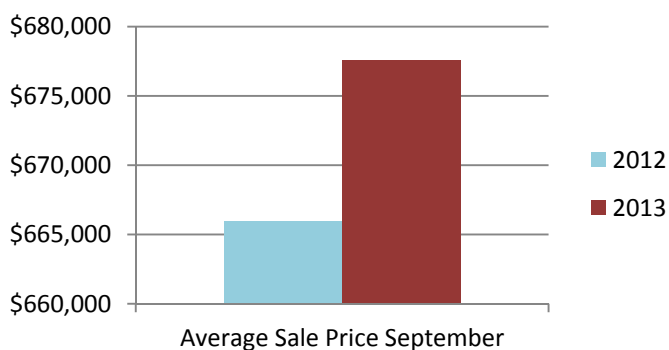
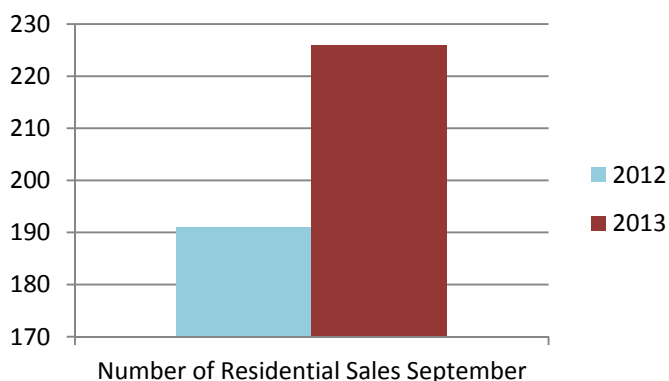

The Oakville, Milton and District Real Estate Board

September 2013 Real Estate Market

Re-Cap: Oakville Market September 2013

Average Sale Price: \$677,583

Median Sale Price: \$578,000



Re-Cap Oakville Market in September 2013

Average Sale Price	Median Sale Price
\$677,583	\$578,000
Residential Type	Units Sold by Type
Detached	131
Semi/Link/Townhouse	50
Condo Apartment/TH	45
Detached Sales in Oakville	
Price Range	% of Sales by Price
\$300,001 - \$400,000	1%
\$400,001 - \$600,000	26%
\$600,001 - \$800,000	32%
\$800,001 - \$1,000,000	21%
\$1,000,001 +	20%
Semi/Link/Townhouse Sales in Oakville	
Price Range	% of Sales by Price
\$300,001 - \$400,000	10%
\$400,001 - \$600,000	74%
\$600,001 - \$800,000	8%
\$1,000,001+	8%
Condo Apartment/TH Sales in Oakville	
Price Range	% of Sales by Price
\$150,001 - \$200,000	6%
\$200,001 - \$300,000	31%
\$300,001 - \$400,000	22%
\$400,001 - \$600,000	33%
\$800,001 - \$1,000,000	4%
\$1,000,001 +	4%

The average home price is found by adding the value of all sales and dividing by the number of homes.

The median sale price is the midpoint of all sales.

Disclaimer: The information provided herein is deemed accurate but not guaranteed.

Source: The Oakville, Milton and District Real Estate Board