

For Immediate Release

The Oakville, Milton and District Real Estate Board (OMDREB)



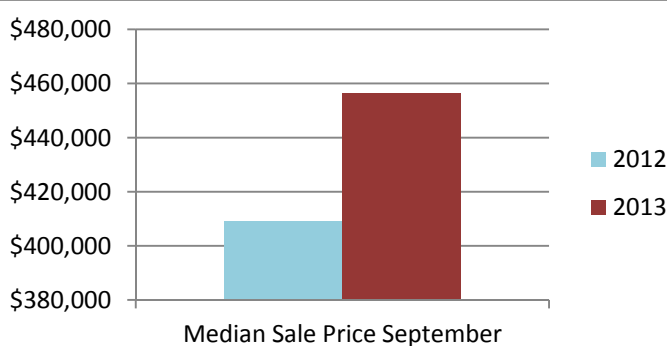
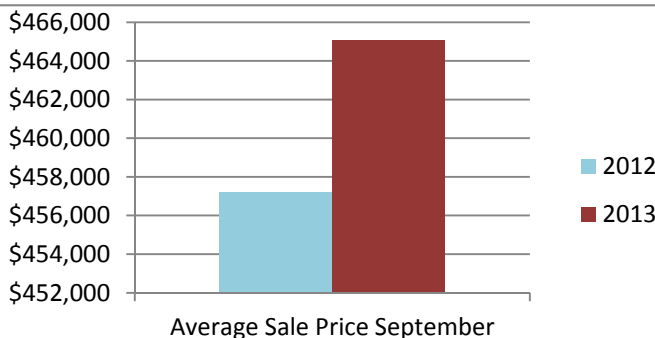
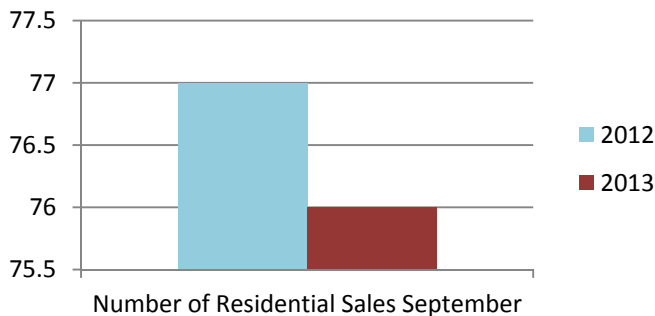

The Oakville, Milton and District Real Estate Board

September 2013 Real Estate Market

Re-Cap: Milton Market September 2013

Average Sale Price: \$465,045

Median Sale Price: \$456,500



Re-Cap Milton Market in September 2013

Average Sale Price	Median Sale Price
\$465,045	\$456,500
Residential Type	Units Sold by Type
Detached	45
Semi/Link/Townhouse	25
Condo Apartment/TH	7
Detached Sales in Milton	
Price Range	% of Sales by Price
\$300,001 - \$400,000	4%
\$400,001 - \$600,000	78%
\$600,001 - \$800,000	18%
Semi/Link/Townhouse Sales in Milton	
Price Range	% of Sales by Price
\$300,001 - \$400,000	44%
\$400,001 - \$600,000	56%
Condo Apartment/TH Sales in Milton	
Price Range	% of Sales by Price
\$200,001 - \$300,000	57%
\$300,001 - \$400,000	43%

The average home price is found by adding the value of all sales and dividing by the number of homes.

The median sale price is the midpoint of all sales.

Disclaimer: The information provided herein is deemed accurate but not guaranteed.

Source: The Oakville, Milton and District Real Estate Board