

# For Immediate Release

The Oakville, Milton and District Real Estate Board (OMDREB)



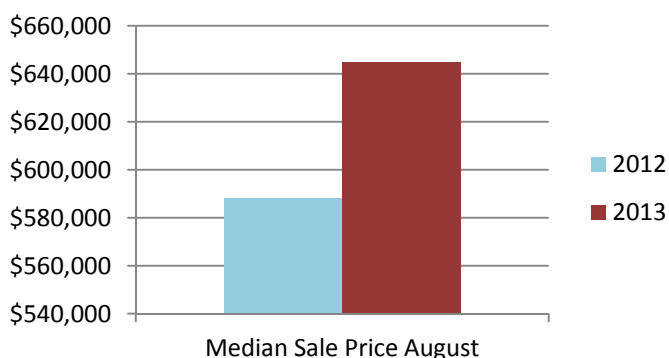
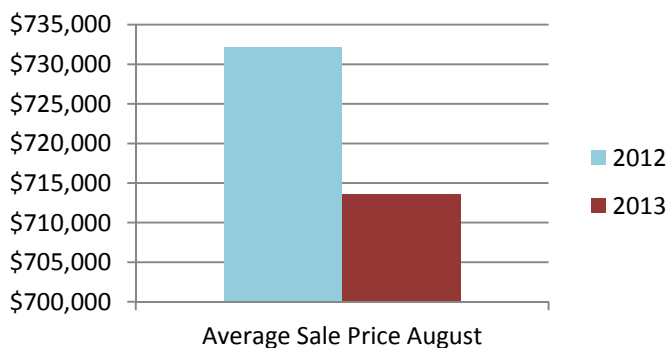
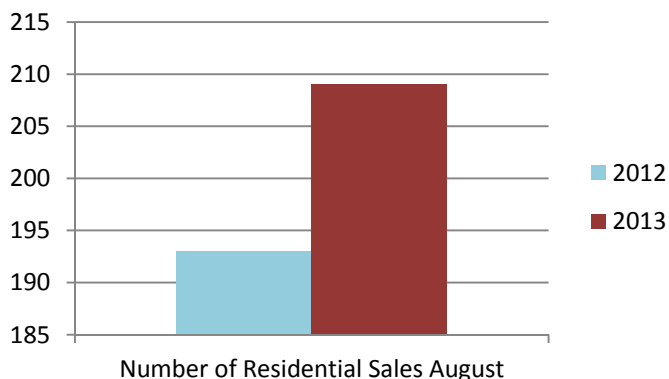

The Oakville, Milton and District Real Estate Board

## August 2013 Real Estate Market

### Re-Cap: Oakville Market August 2013

Average Sale Price: \$713,599

Median Sale Price: \$645,000



| Re-Cap Oakville Market in August 2013        |                            |
|--|----------------------------|
| <b>Average Sale Price</b>                    | <b>Median Sale Price</b>   |
| \$713,599                                    | \$645,000                  |
| <b>Residential Type</b>                      | <b>Units Sold by Type</b>  |
| Detached                                     | 133                        |
| Semi/Link/Townhouse                          | 33                         |
| Condo Apartment/TH                           | 43                         |
| <b>Detached Sales in Oakville</b>            |                            |
| <b>Price Range</b>                           | <b>% of Sales by Price</b> |
| \$300,001 - \$400,000                        | 1%                         |
| \$400,001 - \$600,000                        | 23%                        |
| \$600,001 - \$800,000                        | 27%                        |
| \$800,001 - \$1,000,000                      | 28%                        |
| \$1,000,001 +                                | 21%                        |
| <b>Semi/Link/Townhouse Sales in Oakville</b> |                            |
| <b>Price Range</b>                           | <b>% of Sales by Price</b> |
| \$300,001 - \$400,000                        | 6%                         |
| \$400,001 - \$600,000                        | 73%                        |
| \$600,001 - \$800,000                        | 15%                        |
| \$800,001 - \$1,000,000                      | 6%                         |
| <b>Condo Apartment/TH Sales in Oakville</b>  |                            |
| <b>Price Range</b>                           | <b>% of Sales by Price</b> |
| \$150,001 - \$200,000                        | 5%                         |
| \$200,001 - \$300,000                        | 28%                        |
| \$300,001 - \$400,000                        | 40%                        |
| \$400,001 - \$600,000                        | 23%                        |
| \$800,001 - \$1,000,000                      | 2%                         |
| \$1,000,001 +                                | 2%                         |

The average home price is found by adding the value of all sales and dividing by the number of homes.

The median sale price is the midpoint of all sales.

Disclaimer: The information provided herein is deemed accurate but not guaranteed.

Source: The Oakville, Milton and District Real Estate Board