

For Immediate Release

The Oakville, Milton and District Real Estate Board (OMDREB)



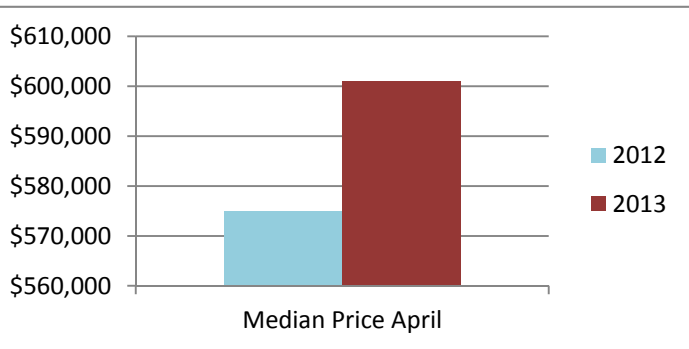
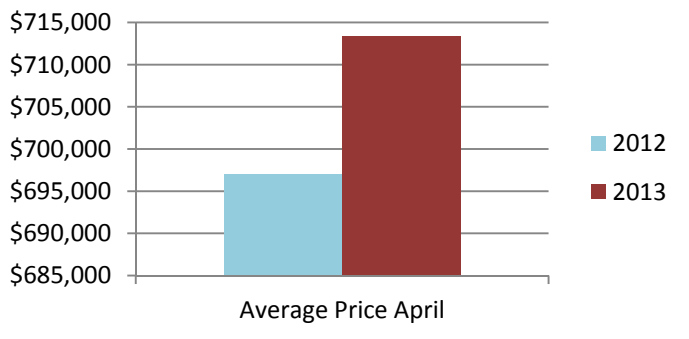
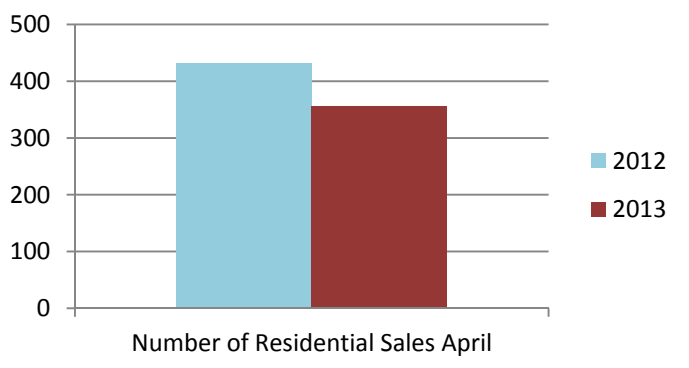
The Oakville, Milton
and District Real Estate Board

April 2013 Real Estate Market

Re-Cap: Oakville Market April 2013

Average Price: \$713,455

Median Price: \$601,000



Re-Cap Oakville Market in April 2013	
Average Price	Median Price
\$713,455	\$601,000
Residential Type	Units Sold by Type
Detached	227
Semi/Townhouse	75
Apartment/Condo	51
Detached Sales in Oakville	
Price Range	% of Sales by Price
\$400,001 - \$600,000	28%
\$600,001 - \$800,000	30%
\$800,001 - \$1,000,000	20%
\$1,000,000 +	22%
Semi/Townhouse Sales in Oakville	
Price Range	% of Sales by Price
\$300,001 - \$400,000	12%
\$400,001 - \$600,000	76%
\$600,001 - \$800,000	11%
\$800,001 - \$1,000,000	1%
Apartment/Condo Sales in Oakville	
Price Range	% of Sales by Price
\$150,001 - \$200,000	2%
\$200,001 - \$300,000	37%
\$300,001 - \$400,000	29%
\$400,001 - \$600,000	22%
\$800,001 - 1,000,000	2%
\$1,000,000+	8%

The average home price is found by adding the value of all sales and dividing by the number of homes.

The median sale price is the midpoint of all sales.

Disclaimer: The information provided herein is deemed accurate but not guaranteed.

Source: The Oakville, Milton and District Real Estate Board