

For Immediate Release

The Oakville, Milton and District Real Estate Board (OMDREB)



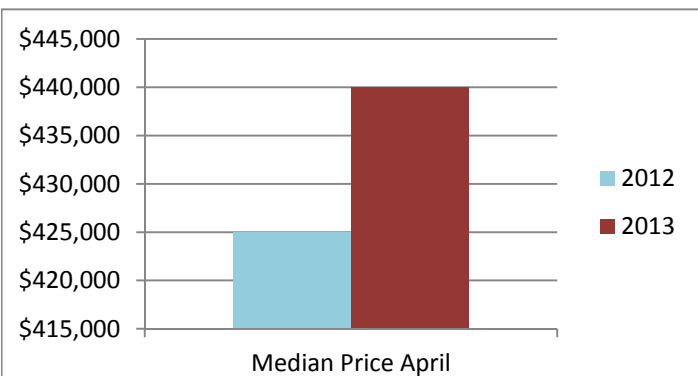
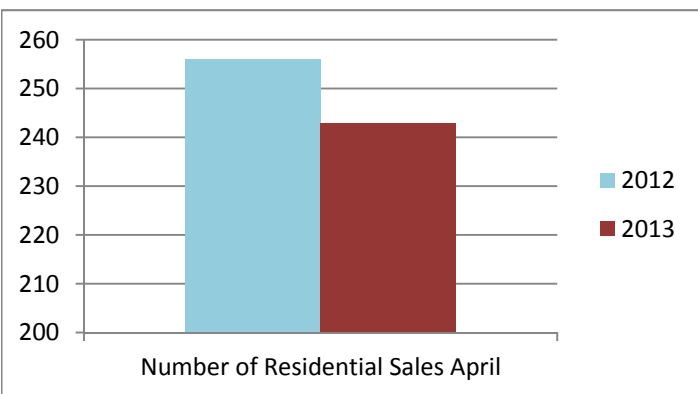
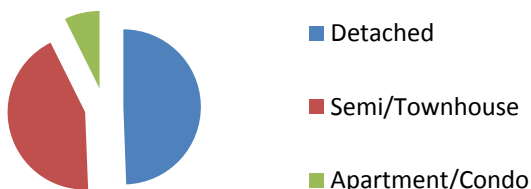
The Oakville, Milton
and District Real Estate Board

April 2013 Real Estate Market

Re-Cap: Milton Market April 2013

Average Price: \$462,365

Median Price: \$440,000



Re-Cap Milton Market in April 2013	
Average Price	Median Price
\$462,365	\$440,000
Residential Type	Units Sold by Type
Detached	121
Semi/Townhouse	106
Apartment/Condo	18
Detached Sales in Milton	
Price Range	% of Sales by Price
\$300,001 - \$400,000	4%
\$400,001 - \$600,000	68%
\$600,001 - \$800,000	25%
\$800,001 - \$1,000,000	2%
\$1,000,000 +	1%
Semi/Townhouse Sales in Milton	
Price Range	% of Sales by Price
\$300,001 - \$400,000	67%
\$400,001 - \$600,000	33%
Apartment/Condo Sales in Milton	
Price Range	% of Sales by Price
\$200,001 - \$300,000	61%
\$300,001 - \$400,000	33%
\$400,001 - \$600,000	6%

The average home price is found by adding the value of all sales and dividing by the number of homes.

The median sale price is the midpoint of all sales.

Disclaimer: The information provided herein is deemed accurate but not guaranteed.

Source: The Oakville, Milton and District Real Estate Board