

For Immediate Release

The Oakville, Milton and District Real Estate Board (OMDREB)



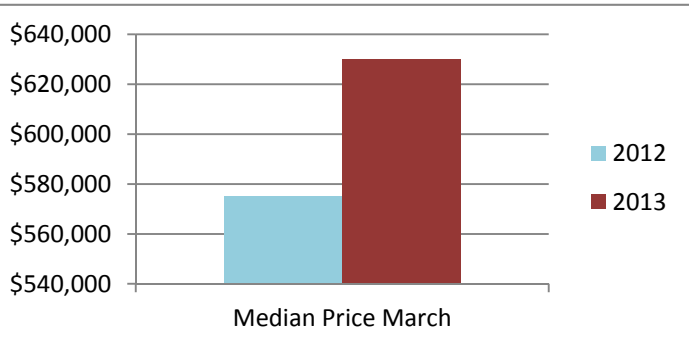
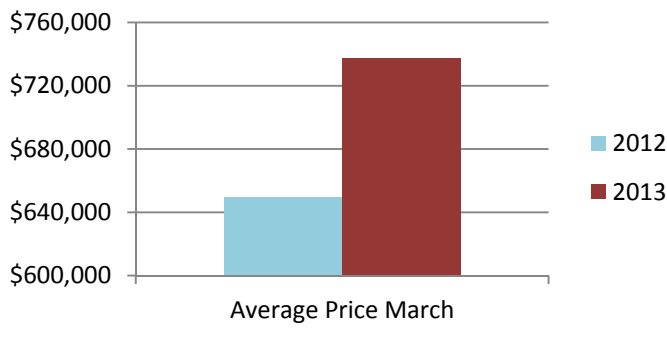
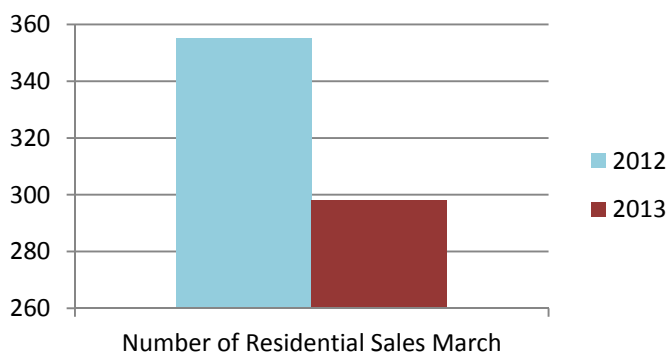
The Oakville, Milton
and District Real Estate Board

March 2013 Real Estate Market

Re-Cap: Oakville Market March 2013

Average Price: \$737,755

Median Price: \$630,000



Re-Cap Oakville Market in March 2013	
Average Price	Median Price
\$737,755	\$630,000
Residential Type	Units Sold by Type
Detached	199
Semi/Townhouse	62
Apartment/Condo	41
Detached Sales in Oakville	
Price Range	% of Sales by Price
\$400,001 - \$600,000	25%
\$600,001 - \$800,000	36%
\$800,001 - \$1,000,000	19%
\$1,000,000 +	20%
Semi/Townhouse Sales in Oakville	
Price Range	% of Sales by Price
\$300,001 - \$400,000	11%
\$400,001 - \$600,000	73%
\$600,001 - \$800,000	13%
\$800,001 - \$1,000,000	3%
Apartment/Condo Sales in Oakville	
Price Range	% of Sales by Price
\$150,001 - \$200,000	7%
\$200,001 - \$300,000	44%
\$300,001 - \$400,000	22%
\$400,001 - \$600,000	15%
\$800,001 - 1,000,000	7%
\$1,000,000+	5%

The average home price is found by adding the value of all sales and dividing by the number of homes.

The median sale price is the midpoint of all sales.

Disclaimer: The information provided herein is deemed accurate but not guaranteed.

Source: The Oakville, Milton and District Real Estate Board