

For Immediate Release

The Oakville, Milton and District Real Estate Board (OMDREB)



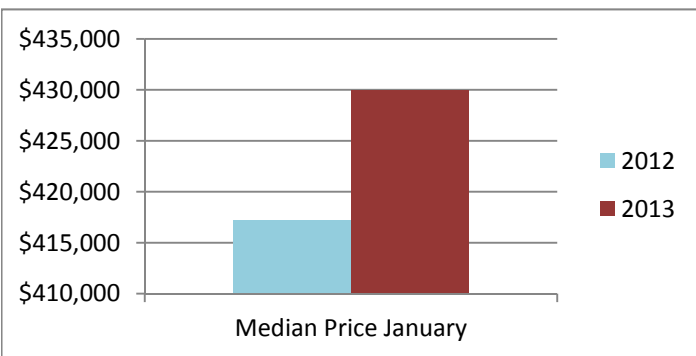
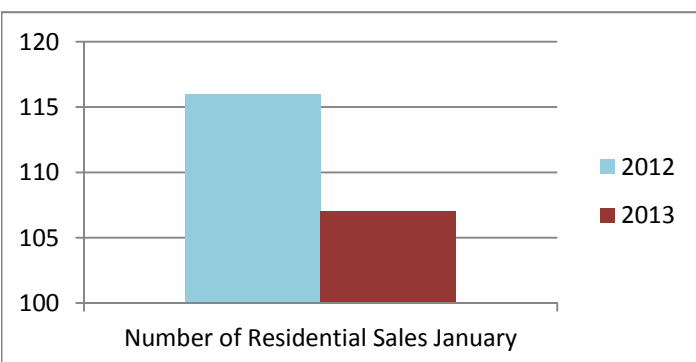
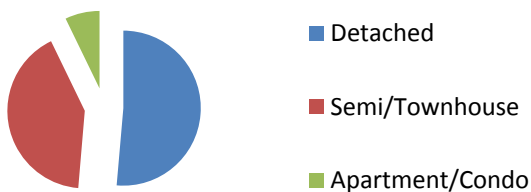
The Oakville, Milton
and District Real Estate Board

January 2013 Real Estate Market

Re-Cap: Milton Market January 2013

Average Price: \$446,798

Median Price: \$430,000



Re-Cap Milton Market in January 2013	
Average Price	Median Price
\$446,798	\$430,000
Residential Type	Units Sold by Type
Detached	57
Semi/Townhouse	46
Apartment/Condo	8
Detached Sales in Milton	
Price Range	% of Sales by Price
\$300,001 - \$400,000	5%
\$400,001 - \$600,000	77%
\$600,001 - \$800,000	18%
Semi/Townhouse Sales in Milton	
Price Range	% of Sales by Price
\$300,001 - \$400,000	80%
\$400,001 - \$600,000	20%
Apartment/Condo Sales in Milton	
Price Range	% of Sales by Price
\$200,001 - \$300,000	50%
\$300,001 - \$400,000	50%

The average home price is found by adding the value of all sales and dividing by the number of homes.

The median sale price is the midpoint of all sales.

Disclaimer: The information provided herein is deemed accurate but not guaranteed.

Source: The Oakville, Milton and District Real Estate Board