

# For Immediate Release

The Oakville, Milton and District  
Real Estate Board (OMDREB)



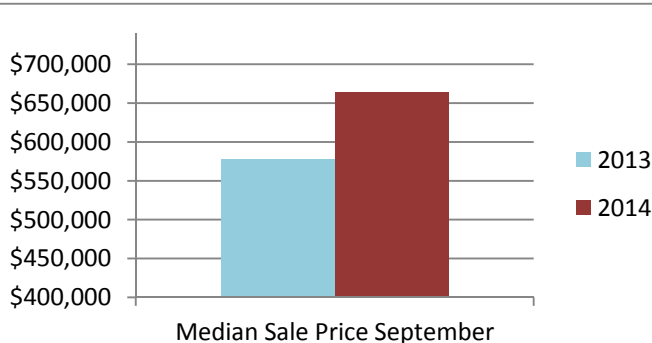
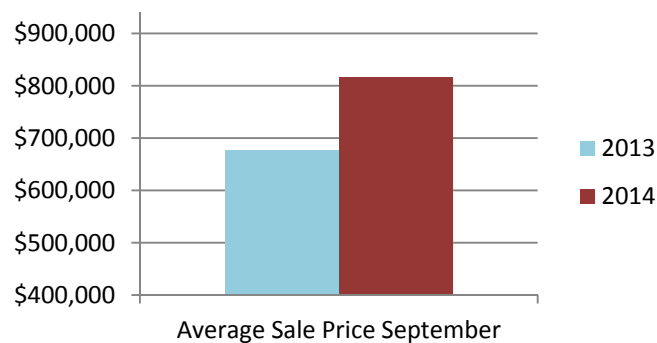
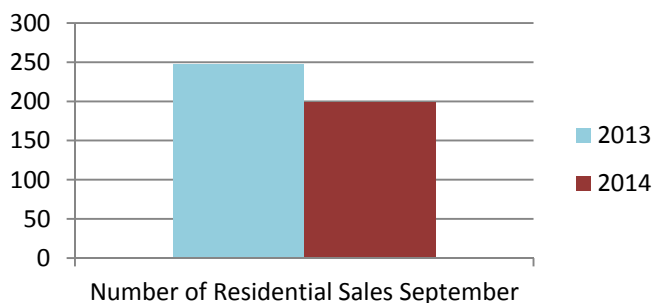
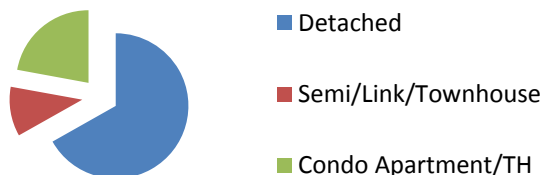
The Oakville, Milton  
and District Real Estate Board

## September 2014 Real Estate Market

### Re-Cap: Oakville Market September 2014

Average Sale Price: \$814,870

Median Sale Price: \$663,750



### Re-Cap Oakville Market in September 2014

Average Sale Price	Median Sale Price
\$814,870	\$663,750
Residential Type	Units Sold by Type
Detached	133
Semi/Link/Townhouse	22
Condo Apartment/TH	44
Detached Sales in Oakville	
Price Range	% of Sales by Price
\$400,001 - \$600,000	16.5%
\$600,001 - \$800,000	30.1%
\$800,001 - \$1,000,000	24.1%
\$1,000,001 +	29.3%
Semi/Link/Townhouse Sales in Oakville	
Price Range	% of Sales by Price
\$300,001 - \$400,000	9.1%
\$400,001 - \$600,000	72.7%
\$600,001 - \$800,000	13.6%
\$800,001 - \$1,000,000	0.0%
\$1,000,001 +	4.6%
Condo Apartment/TH Sales in Oakville	
Price Range	% of Sales by Price
\$150,001 - \$200,000	2.3%
\$200,001 - \$300,000	27.3%
\$300,001 - \$400,000	15.9%
\$400,001 - \$600,000	50.0%
\$600,001 - \$800,000	4.5%

The average home price is found by adding the value of all sales and dividing by the number of homes.

The median sale price is the midpoint of all sales.

Disclaimer: The information provided herein is deemed accurate but not guaranteed.

Source: The Oakville, Milton and District Real Estate Board