

For Immediate Release

The Oakville, Milton and District
Real Estate Board (OMDREB)



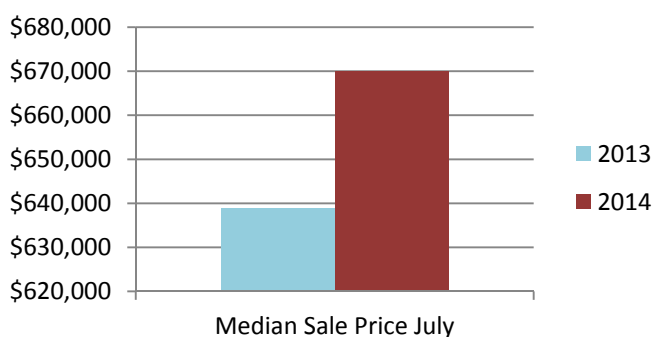
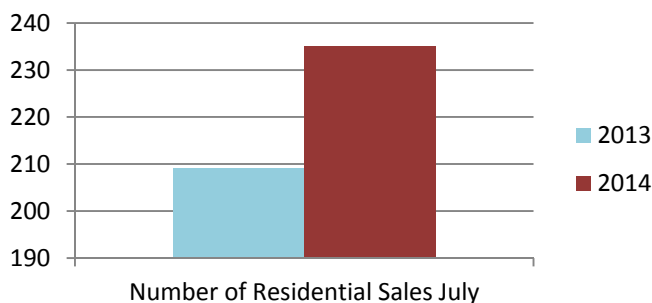

The Oakville, Milton
and District Real Estate Board

July 2014 Real Estate Market

Re-Cap: Oakville Market July 2014

Average Sale Price: \$786,933

Median Sale Price: \$670,000



Re-Cap Oakville Market in July 2014	
Average Sale Price	Median Sale Price
\$786,933	\$670,000
Residential Type	Units Sold by Type
Detached	145
Semi/Link/Townhouse	39
Condo Apartment/TH	52
Detached Sales in Oakville	
Price Range	% of Sales by Price
\$400,001 - \$600,000	12.4%
\$600,001 - \$800,000	36.5%
\$800,001 - \$1,000,000	21.4%
\$1,000,001 +	29.7%
Semi/Link/Townhouse Sales in Oakville	
Price Range	% of Sales by Price
\$300,001 - \$400,000	2.6%
\$400,001 - \$600,000	82.0%
\$600,001 - \$800,000	10.3%
\$800,001 - \$1,000,000	5.1%
Condo Apartment/TH Sales in Oakville	
Price Range	% of Sales by Price
\$150,001 - \$200,000	3.9%
\$200,001 - \$300,000	36.6%
\$300,001 - \$400,000	32.7%
\$400,001 - \$600,000	11.5%
\$600,001 - \$800,000	11.5%
\$800,001 - \$1,000,000	1.9%
\$1,000,001 +	1.9%

The average home price is found by adding the value of all sales and dividing by the number of homes.

The median sale price is the midpoint of all sales.

Disclaimer: The information provided herein is deemed accurate but not guaranteed.

Source: The Oakville, Milton and District Real Estate Board