

For Immediate Release

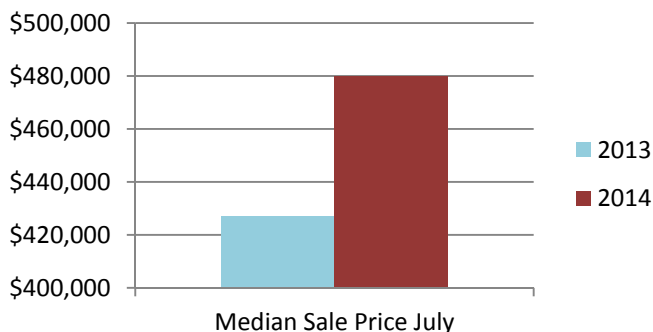
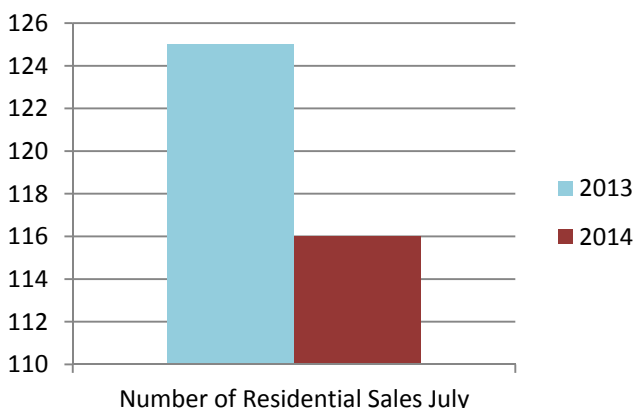
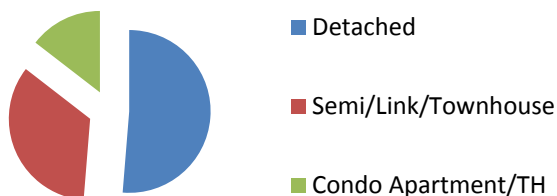
The Oakville, Milton and District
Real Estate Board (OMDREB)



The Oakville, Milton
and District Real Estate Board

July 2014 Real Estate Market

Re-Cap: Milton Market July 2014
Average Sale Price: \$496,914
Median Sale Price: \$480,000



Re-Cap Milton Market in July 2014	
Average Sale Price	Median Sale Price
\$496,914	\$480,000
Residential Type	Units Sold by Type
Detached	60
Semi/Link/Townhouse	40
Condo Apartment/TH	17
Detached Sales in Milton	
Price Range	% of Sales by Price
\$300,001 - \$400,000	1.7%
\$400,001 - \$600,000	61.6%
\$600,001 - \$800,000	30.0%
\$800,001 - \$1,000,000	5.0%
\$1,000,001 +	1.7%
Semi/Link/Townhouse Sales in Milton	
Price Range	% of Sales by Price
\$300,001 - \$400,000	22.5%
\$400,001 - \$600,000	75.0%
\$600,001 - \$800,000	2.5%
Condo Apartment/TH Sales in Milton	
Price Range	% of Sales by Price
\$200,001 - \$300,000	58.8%
\$300,001 - \$400,000	35.3%
\$400,001 - \$600,000	5.9%

The average home price is found by adding the value of all sales and dividing by the number of homes.

The median sale price is the midpoint of all sales.

Disclaimer: The information provided herein is deemed accurate but not guaranteed.

Source: The Oakville, Milton and District Real Estate Board