

For Immediate Release

The Oakville, Milton and District Real Estate Board (OMDREB)



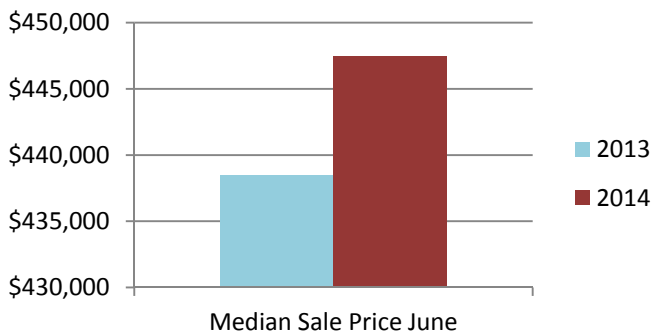
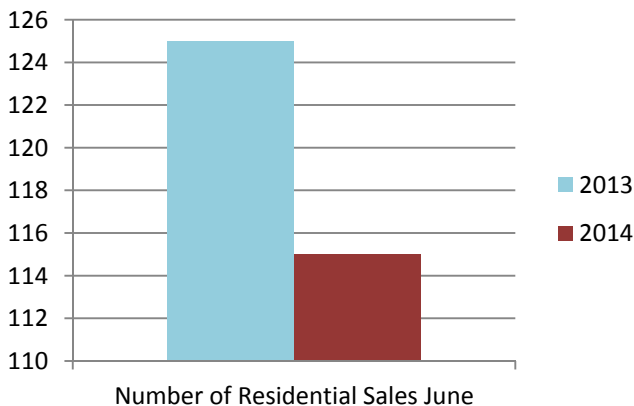
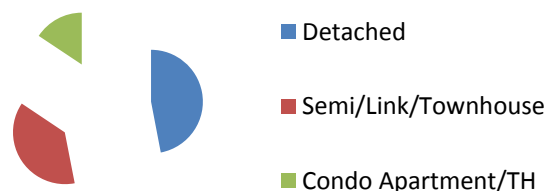
The Oakville, Milton and District Real Estate Board

June 2014 Real Estate Market

Re-Cap: Milton Market June 2014

Average Sale Price: \$480,286

Median Sale Price: \$447,500



Re-Cap Milton Market in June 2014	
Average Sale Price	Median Sale Price
\$480,286	\$447,500
Residential Type	Units Sold by Type
Detached	54
Semi/Link/Townhouse	43
Condo Apartment/TH	18
Detached Sales in Milton	
Price Range	% of Sales by Price
\$300,001 - \$400,000	2%
\$400,001 - \$600,000	59%
\$600,001 - \$800,000	33%
\$800,001 - \$1,000,000	4%
\$1,000,001 +	2%
Semi/Link/Townhouse Sales in Milton	
Price Range	% of Sales by Price
\$300,001 - \$400,000	35%
\$400,001 - \$600,000	63%
\$600,001 - \$800,000	2%
Condo Apartment/TH Sales in Milton	
Price Range	% of Sales by Price
\$200,001 - \$300,000	55%
\$300,001 - \$400,000	40%
\$400,001 - \$600,000	5%

The average home price is found by adding the value of all sales and dividing by the number of homes.

The median sale price is the midpoint of all sales.

Disclaimer: The information provided herein is deemed accurate but not guaranteed.

Source: The Oakville, Milton and District Real Estate Board