

For Immediate Release

The Oakville, Milton and District
Real Estate Board (OMDREB)



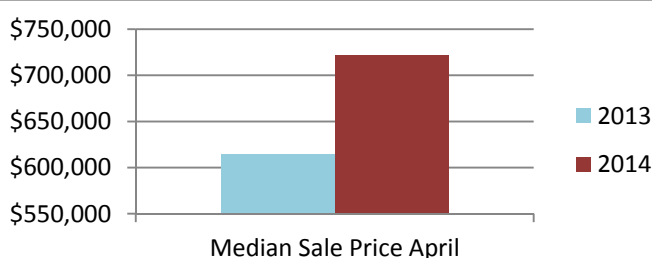
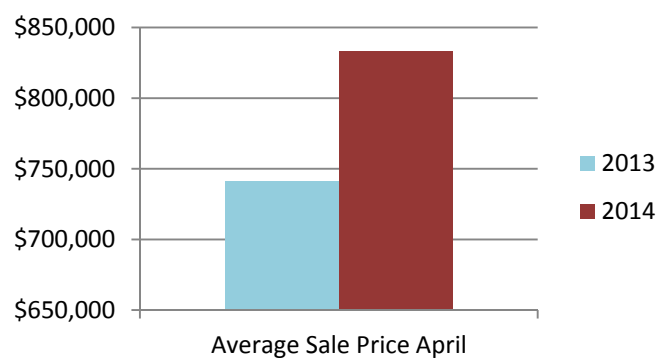
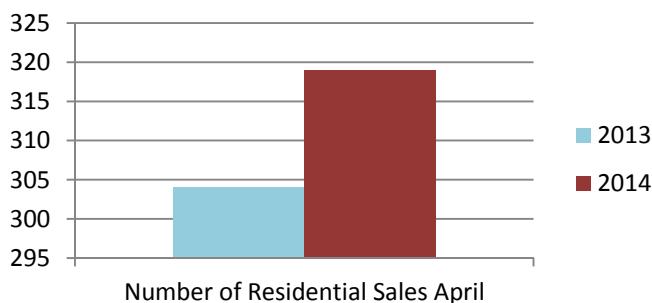
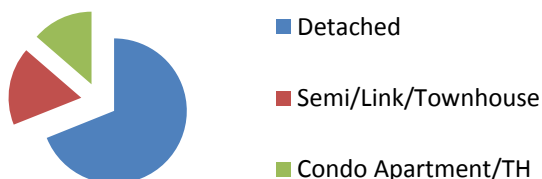
The Oakville, Milton
and District Real Estate Board

April 2014 Real Estate Market

Re-Cap: Oakville Market April 2014

Average Sale Price: \$833,125

Median Sale Price: \$722,000



Re-Cap Oakville Market in April 2014	
Average Sale Price	Median Sale Price
\$833,125	\$722,000
Residential Type	Units Sold by Type
Detached	222
Semi/Link/Townhouse	56
Condo Apartment/TH	44
Detached Sales in Oakville	
Price Range	% of Sales by Price
\$400,001 - \$600,000	11%
\$600,001 - \$800,000	36%
\$800,001 - \$1,000,000	21%
\$1,000,001 +	32%
Semi/Link/Townhouse Sales in Oakville	
Price Range	% of Sales by Price
\$300,001 - \$400,000	2%
\$400,001 - \$600,000	85%
\$600,001 - \$800,000	11%
\$800,001 - \$1,000,000	2%
Condo Apartment/TH Sales in Oakville	
Price Range	% of Sales by Price
\$200,001 - \$300,000	32%
\$300,001 - \$400,000	34%
\$400,001 - \$600,000	25%
\$600,001 - \$800,000	2%
\$800,000 - \$1,000,000	7%

The average home price is found by adding the value of all sales and dividing by the number of homes.

The median sale price is the midpoint of all sales.

Disclaimer: The information provided herein is deemed accurate but not guaranteed.

Source: The Oakville, Milton and District Real Estate Board