

# For Immediate Release

The Oakville, Milton and District Real Estate Board (OMDREB)



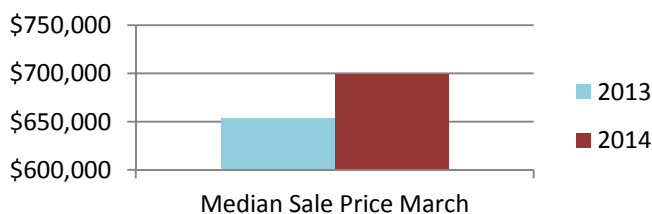
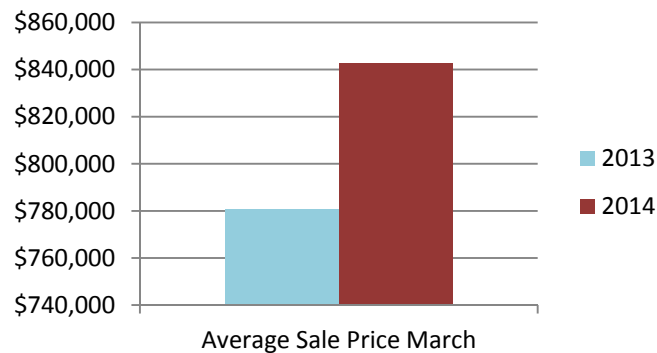
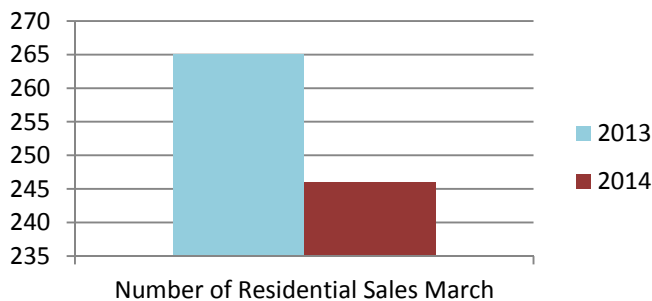
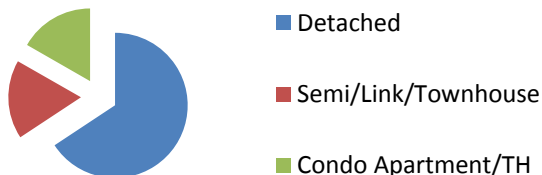
The Oakville, Milton  
and District Real Estate Board

## March 2014 Real Estate Market

### Re-Cap: Oakville Market March 2014

Average Sale Price: \$842,748

Median Sale Price: \$698,750



### Re-Cap Oakville Market in March 2014

Average Sale Price	Median Sale Price
\$842,748	\$698,750
Residential Type	Units Sold by Type
Detached	161
Semi/Link/Townhouse	43
Condo Apartment/TH	41
Detached Sales in Oakville	
Price Range	% of Sales by Price
\$400,001 - \$600,000	14%
\$600,001 - \$800,000	30%
\$800,001 - \$1,000,000	27%
\$1,000,001 +	29%
Semi/Link/Townhouse Sales in Oakville	
Price Range	% of Sales by Price
\$300,001 - \$400,000	5%
\$400,001 - \$600,000	79%
\$600,001 - \$800,000	11%
\$800,001 - \$1,000,000	5%
Condo Apartment/TH Sales in Oakville	
Price Range	% of Sales by Price
\$150,001 - \$200,000	2.50%
\$200,001 - \$300,000	29%
\$300,001 - \$400,000	32%
\$400,001 - \$600,000	34%
\$1,000,001 +	2.50%

The average home price is found by adding the value of all sales and dividing by the number of homes.

The median sale price is the midpoint of all sales.

Disclaimer: The information provided herein is deemed accurate but not guaranteed.

Source: The Oakville, Milton and District Real Estate Board