

For Immediate Release

The Oakville, Milton and District Real Estate Board (OMDREB)



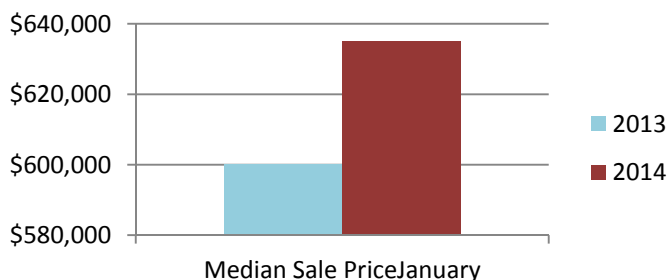
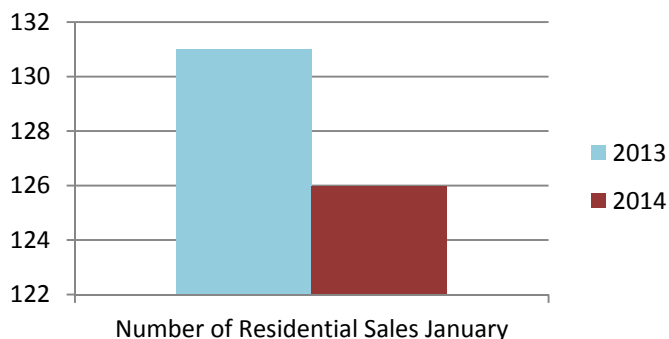

The Oakville, Milton
and District Real Estate Board

January 2014 Real Estate Market

Re-Cap: Oakville Market January 2014

Average Sale Price: \$739,429

Median Sale Price: \$635,050



Re-Cap Oakville Market in January 2014	
Average Sale Price	Median Sale Price
\$739,429	\$635,050
Residential Type	Units Sold by Type
Detached	75
Semi/Link/Townhouse	31
Condo Apartment/TH	22
Detached Sales in Oakville	
Price Range	% of Sales by Price
\$300,001 - \$400,000	1%
\$400,001 - \$600,000	20%
\$600,001 - \$800,000	39%
\$800,001 - \$1,000,000	19%
\$1,000,001 +	21%
Semi/Link/Townhouse Sales in Oakville	
Price Range	% of Sales by Price
\$300,001 - \$400,000	6%
\$400,001 - \$600,000	74%
\$600,001 - \$800,000	10%
\$800,001 - \$1,000,000	6.5%
\$1,000,001 +	3.5%
Condo Apartment/TH Sales in Oakville	
Price Range	% of Sales by Price
\$150,001 - \$200,000	9%
\$200,001 - \$300,000	27%
\$300,001 - \$400,000	32%
\$400,001 - \$600,000	9%
\$600,001 - \$800,000	14%
\$800,001 - \$1,000,000	9%

The average home price is found by adding the value of all sales and dividing by the number of homes.

The median sale price is the midpoint of all sales.

Disclaimer: The information provided herein is deemed accurate but not guaranteed.

Source: The Oakville, Milton and District Real Estate Board