

For Immediate Release

The Oakville, Milton and District
Real Estate Board (OMDREB)



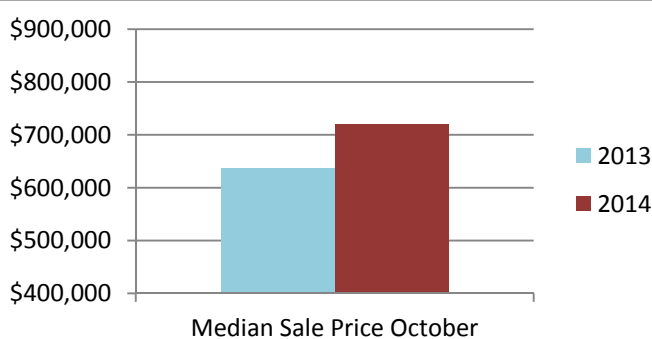
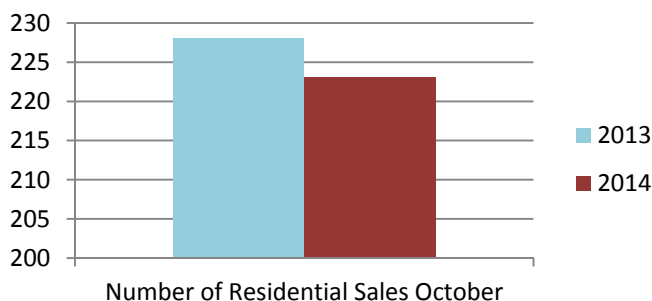
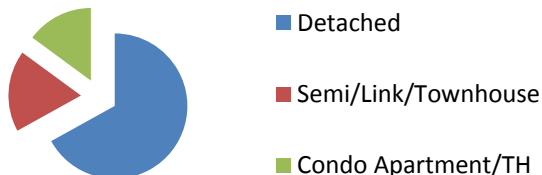
The Oakville, Milton
and District Real Estate Board

October 2014 Real Estate Market

Re-Cap: Oakville Market October 2014

Average Sale Price: \$860,813

Median Sale Price: \$720,000



Re-Cap Oakville Market in October 2014	
Average Sale Price	Median Sale Price
\$860,813	\$720,000
Residential Type	Units Sold by Type
Detached	148
Semi/Link/Townhouse	40
Condo Apartment/TH	33
Detached Sales in Oakville	
Price Range	% of Sales by Price
\$400,001 - \$600,000	12.2%
\$600,001 - \$800,000	35.8%
\$800,001 - \$1,000,000	26.3%
\$1,000,001 +	25.7%
Semi/Link/Townhouse Sales in Oakville	
Price Range	% of Sales by Price
\$300,001 - \$400,000	10.0%
\$400,001 - \$600,000	72.5%
\$600,001 - \$800,000	15.0%
\$800,001 - \$1,000,000	0.0%
\$1,000,001 +	2.5%
Condo Apartment/TH Sales in Oakville	
Price Range	% of Sales by Price
\$150,001 - \$200,000	3.0%
\$200,001 - \$300,000	15.2%
\$300,001 - \$400,000	36.4%
\$400,001 - \$600,000	21.2%
\$600,001 - \$800,000	12.1%
\$800,001 - \$1,000,000	3.0%
\$1,000,001 +	9.1%

The average home price is found by adding the value of all sales and dividing by the number of homes.

The median sale price is the midpoint of all sales.

Disclaimer: The information provided herein is deemed accurate but not guaranteed.

Source: The Oakville, Milton and District Real Estate Board