

For Immediate Release

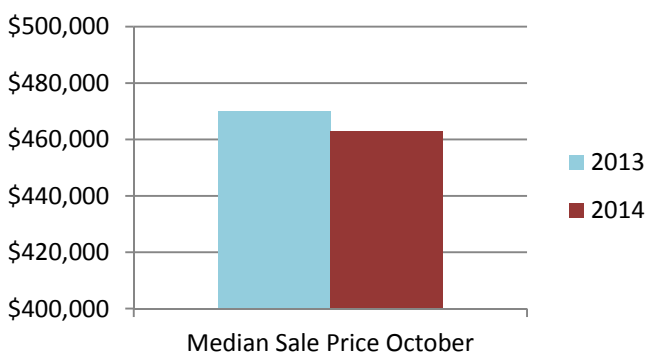
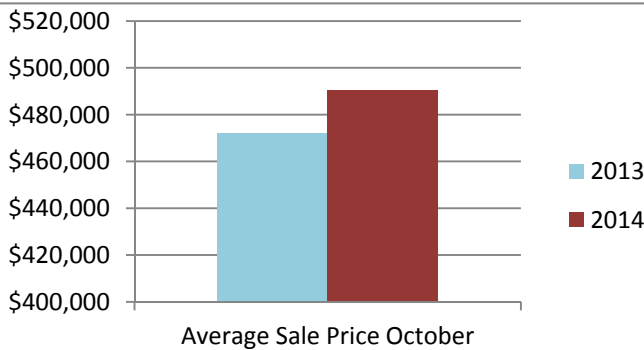
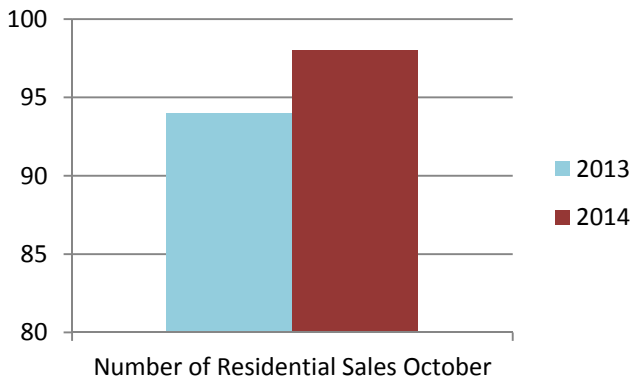
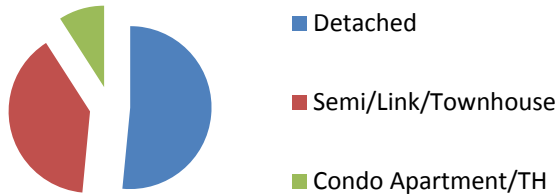
The Oakville, Milton and District
Real Estate Board (OMDREB)



The Oakville, Milton
and District Real Estate Board

October 2014 Real Estate Market

Re-Cap: Milton Market October 2014
Average Sale Price: \$490,589
Median Sale Price: \$462,850



Re-Cap Milton Market in October 2014	
Average Sale Price	Median Sale Price
\$490,589	\$462,850
Residential Type	Units Sold by Type
Detached	51
Semi/Link/Townhouse	39
Condo Apartment/TH	9
Detached Sales in Milton	
Price Range	% of Sales by Price
\$300,001 - \$400,000	3.9%
\$400,001 - \$600,000	64.7%
\$600,001 - \$800,000	27.5%
\$1,000,001+	3.9%
Semi/Link/Townhouse Sales in Milton	
Price Range	% of Sales by Price
\$300,001 - \$400,000	23.1%
\$400,001 - \$600,000	76.9%
Condo Apartment/TH Sales in Milton	
Price Range	% of Sales by Price
\$200,001 - \$300,000	66.7%
\$300,001 - \$400,000	33.3%

The average home price is found by adding the value of all sales and dividing by the number of homes.

The median sale price is the midpoint of all sales.

Disclaimer: The information provided herein is deemed accurate but not guaranteed.

Source: The Oakville, Milton and District Real Estate Board