

For Immediate Release

The Oakville, Milton and District
Real Estate Board (OMDREB)



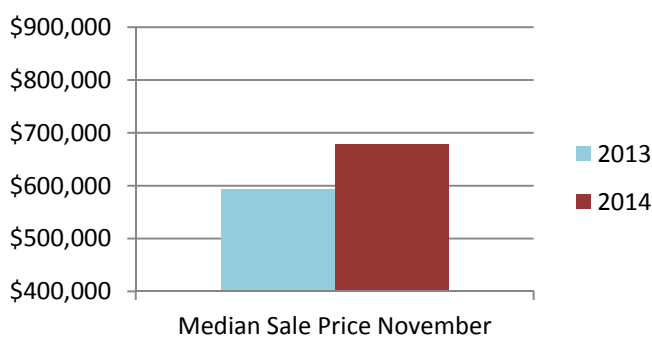
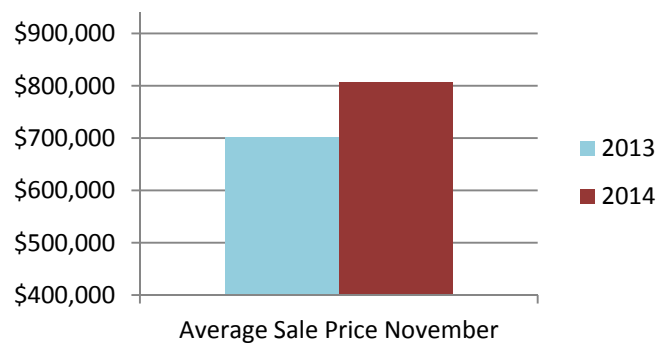
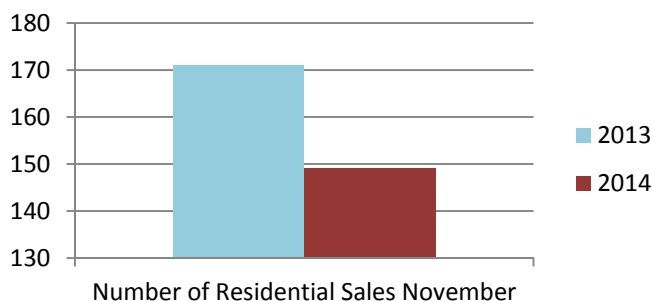

The Oakville, Milton
and District Real Estate Board

November 2014 Real Estate Market

Re-Cap: Oakville Market November 2014

Average Sale Price: \$805,452

Median Sale Price: \$678,500



Re-Cap Oakville Market in November 2014

Average Sale Price	Median Sale Price
\$805,452	\$678,500
Residential Type	Units Sold by Type
Detached	85
Semi/Link/Townhouse	31
Condo Apartment/TH	33
Detached Sales in Oakville	
Price Range	% of Sales by Price
\$400,001 - \$600,000	10.6%
\$600,001 - \$800,000	34.1%
\$800,001 - \$1,000,000	23.5%
\$1,000,001 +	31.8%
Semi/Link/Townhouse Sales in Oakville	
Price Range	% of Sales by Price
\$400,001 - \$600,000	83.9%
\$600,001 - \$800,000	9.7%
\$800,001 - \$1,000,000	3.2%
\$1,000,001 +	3.2%
Condo Apartment/TH Sales in Oakville	
Price Range	% of Sales by Price
\$200,001 - \$300,000	18.2%
\$300,001 - \$400,000	27.3%
\$400,001 - \$600,000	33.3%
\$600,001 - \$800,000	3.0%
\$800,001 - \$1,000,000	12.1%
\$1,000,001 +	6.1%

The average home price is found by adding the value of all sales and dividing by the number of homes.

The median sale price is the midpoint of all sales.

Disclaimer: The information provided herein is deemed accurate but not guaranteed.

Source: The Oakville, Milton and District Real Estate Board