

# For Immediate Release

The Oakville, Milton and District  
Real Estate Board (OMDREB)



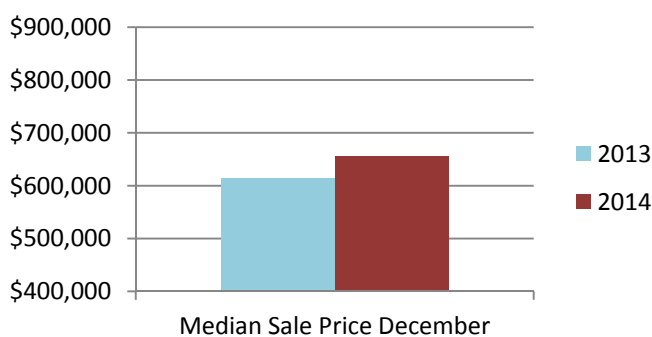
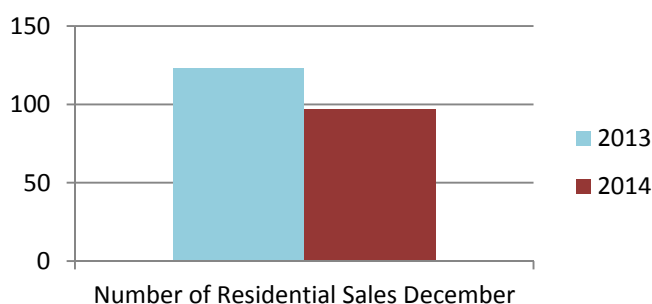
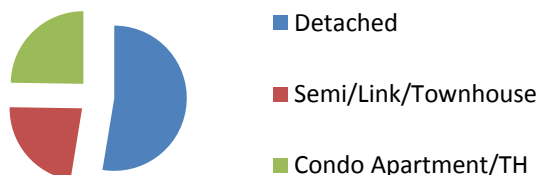
The Oakville, Milton  
and District Real Estate Board

## December 2014 Real Estate Market

### Re-Cap: Oakville Market December 2014

Average Sale Price: \$805,802

Median Sale Price: \$655,000



### Re-Cap Oakville Market in December 2014

Average Sale Price	Median Sale Price
\$805,802	\$655,000
Residential Type	Units Sold by Type
Detached	51
Semi/Link/Townhouse	22
Condo Apartment/TH	24
Detached Sales in Oakville	
Price Range	% of Sales by Price
\$400,001 - \$600,000	9.8%
\$600,001 - \$800,000	43.2%
\$800,001 - \$1,000,000	13.7%
\$1,000,001 +	33.3%
Semi/Link/Townhouse Sales in Oakville	
Price Range	% of Sales by Price
\$400,001 - \$600,000	54.5%
\$600,001 - \$800,000	22.7%
\$800,001 - \$1,000,000	18.2%
\$1,000,001 +	4.6%
Condo Apartment/TH Sales in Oakville	
Price Range	% of Sales by Price
\$200,001 - \$300,000	29.2%
\$300,001 - \$400,000	25.0%
\$400,001 - \$600,000	29.2%
\$600,001 - \$800,000	12.5%
\$800,001 - \$1,000,000	0.0%
\$1,000,001 +	4.1%

The average home price is found by adding the value of all sales and dividing by the number of homes.

The median sale price is the midpoint of all sales.

Disclaimer: The information provided herein is deemed accurate but not guaranteed.

Source: The Oakville, Milton and District Real Estate Board