

For Immediate Release

The Oakville, Milton and District Real Estate Board (OMDREB)



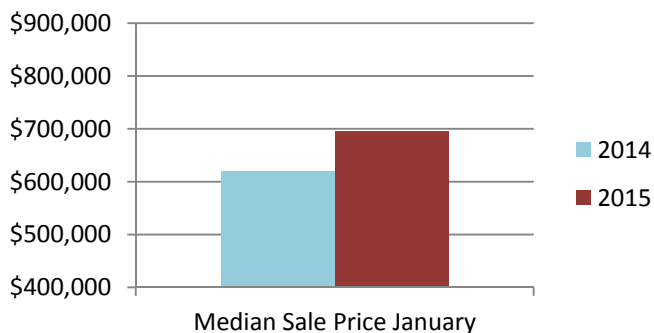
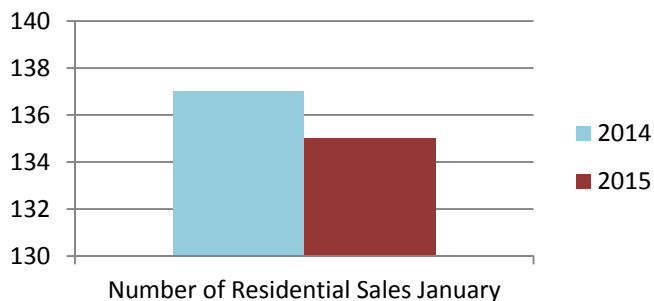

The Oakville, Milton
and District Real Estate Board

January 2015 Real Estate Market

Re-Cap: Oakville Market January 2015

Average Sale Price: \$808,105

Median Sale Price: \$694,900



Re-Cap Oakville Market in January 2015	
Average Sale Price	Median Sale Price
\$808,105	\$694,900
Residential Type	Units Sold by Type
Detached	83
Semi/Link/Townhouse	26
Condo Apartment/TH	26
Detached Sales in Oakville	
Price Range	% of Sales by Price
\$400,001 - \$600,000	9.6%
\$600,001 - \$800,000	37.4%
\$800,001 - \$1,000,000	24.1%
\$1,000,001 +	28.9%
Semi/Link/Townhouse Sales in Oakville	
Price Range	% of Sales by Price
\$400,001 - \$600,000	57.7%
\$600,001 - \$800,000	26.9%
\$800,001 - \$1,000,000	15.4%
Condo Apartment/TH Sales in Oakville	
Price Range	% of Sales by Price
\$200,001 - \$300,000	38.4%
\$300,001 - \$400,000	26.9%
\$400,001 - \$600,000	15.4%
\$600,001 - \$800,000	15.4%
\$800,001 - \$1,000,000	0.0%
\$1,000,001 +	3.9%

The average home price is found by adding the value of all sales and dividing by the number of homes.

The median sale price is the midpoint of all sales.

Disclaimer: The information provided herein is deemed accurate but not guaranteed.

Source: The Oakville, Milton and District Real Estate Board