

# For Immediate Release

The Oakville, Milton and District Real Estate Board (OMDREB)



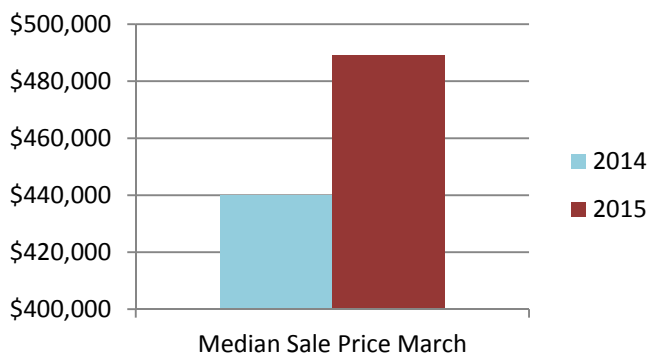
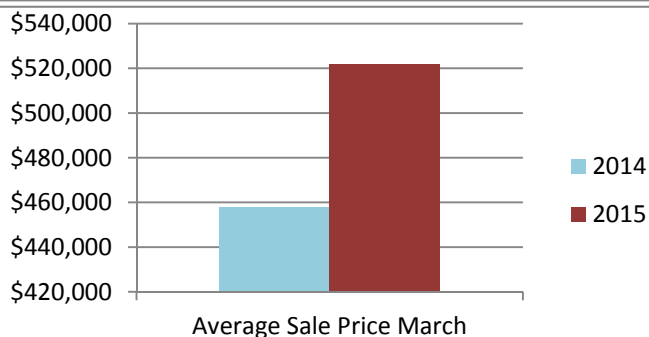
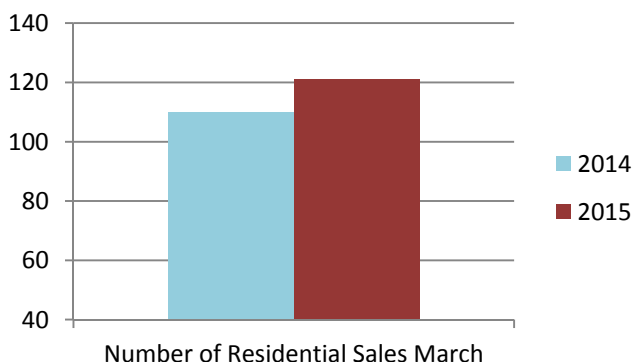
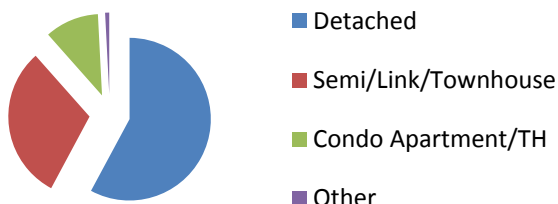
The Oakville, Milton  
and District Real Estate Board

## March 2015 Real Estate Market

### Re-Cap: Milton Market March 2015

Average Sale Price: \$521,566

Median Sale Price: \$489,000



Re-Cap Milton Market in March 2015	
<b>Average Sale Price</b>	<b>Median Sale Price</b>
\$521,566	\$489,000
<b>Residential Type</b>	<b>Units Sold by Type</b>
Detached	70
Semi/Link/Townhouse	37
Condo Apartment/TH	13
Other	1
<b>Detached Sales in Milton</b>	
<b>Price Range</b>	<b>% of Sales by Price</b>
\$300,001 - \$400,000	1.43%
\$400,001 - \$600,000	50.00%
\$600,001 - \$800,000	42.86%
\$800,001 - \$1,000,000	5.71%
<b>Semi/Link/Townhouse Sales in Milton</b>	
<b>Price Range</b>	<b>% of Sales by Price</b>
\$300,001 - \$400,000	27.03%
\$400,001 - \$600,000	72.97%
<b>Condo Apartment/TH Sales in Milton</b>	
<b>Price Range</b>	<b>% of Sales by Price</b>
\$200,001 - \$300,000	30.77%
\$300,001 - \$400,000	69.23%
<b>Other Sales In Milton</b>	
<b>Price Range</b>	<b>% of Sales by Price</b>
\$300,001 - \$400,000	100.0%

The average home price is found by adding the value of all sales and dividing by the number of homes.

The median sale price is the midpoint of all sales.

Disclaimer: The information provided herein is deemed accurate but not guaranteed.

Source: The Oakville, Milton and District Real Estate Board