

# For Immediate Release

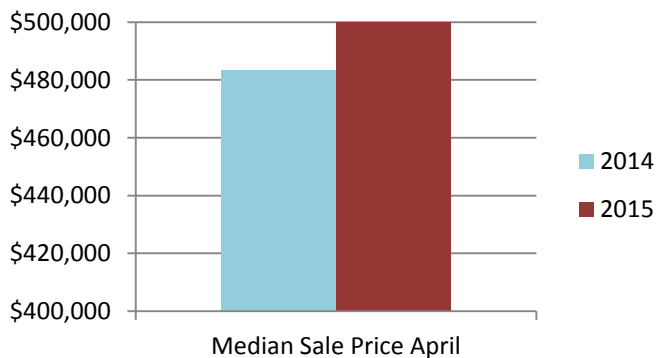
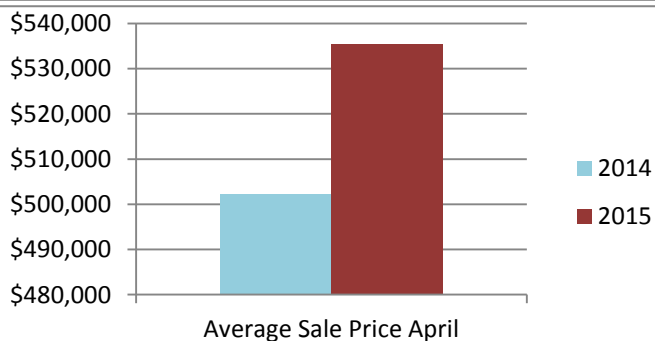
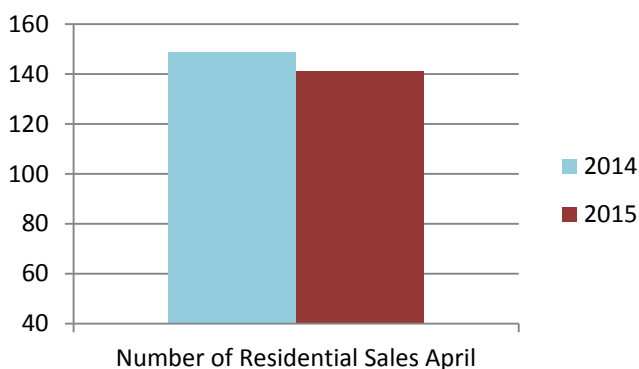
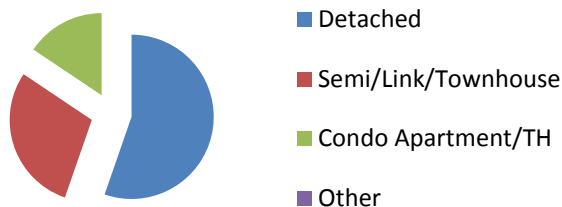
The Oakville, Milton and District  
Real Estate Board (OMDREB)



The Oakville, Milton  
and District Real Estate Board

## April 2015 Real Estate Market

**Re-Cap: Milton Market April 2015**  
Average Sale Price: \$535,492  
Median Sale Price: \$500,000



Re-Cap Milton Market in April 2015	
<b>Average Sale Price</b>	<b>Median Sale Price</b>
\$535,492	\$500,000
<b>Residential Type</b>	<b>Units Sold by Type</b>
Detached	78
Semi/Link/Townhouse	41
Condo Apartment/TH	22
Other	0
<b>Detached Sales in Milton</b>	
<b>Price Range</b>	<b>% of Sales by Price</b>
\$400,001 - \$600,000	55.13%
\$600,001 - \$800,000	35.90%
\$800,001 - \$1,000,000	5.13%
\$1,000,001 +	3.84%
<b>Semi/Link/Townhouse Sales in Milton</b>	
<b>Price Range</b>	<b>% of Sales by Price</b>
\$300,001 - \$400,000	12.20%
\$400,001 - \$600,000	87.80%
<b>Condo Apartment/TH Sales in Milton</b>	
<b>Price Range</b>	<b>% of Sales by Price</b>
\$200,001 - \$300,000	40.90%
\$300,001 - \$400,000	54.55%
\$1,000,001 +	4.55%

The average home price is found by adding the value of all sales and dividing by the number of homes.

The median sale price is the midpoint of all sales.

Disclaimer: The information provided herein is deemed accurate but not guaranteed.

Source: The Oakville, Milton and District Real Estate Board