

For Immediate Release

The Oakville, Milton and District Real Estate Board (OMDREB)



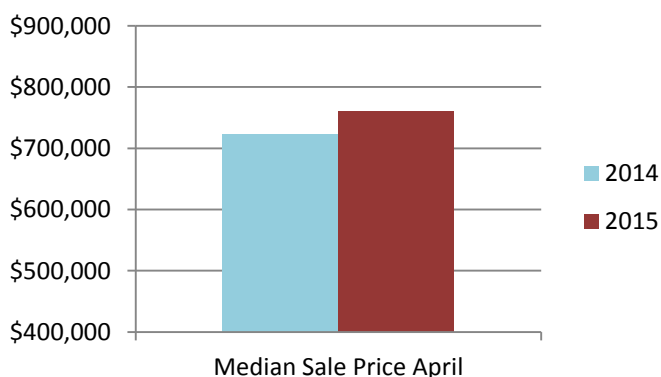
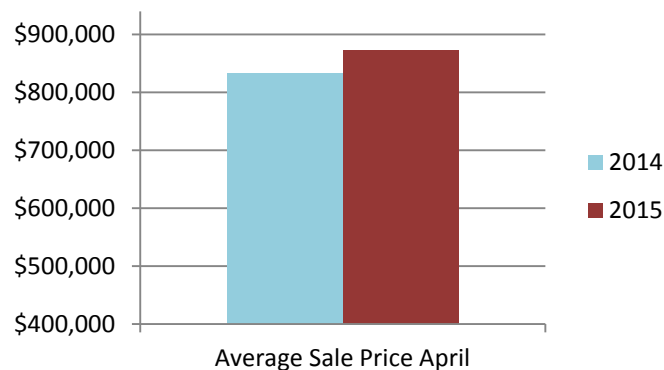
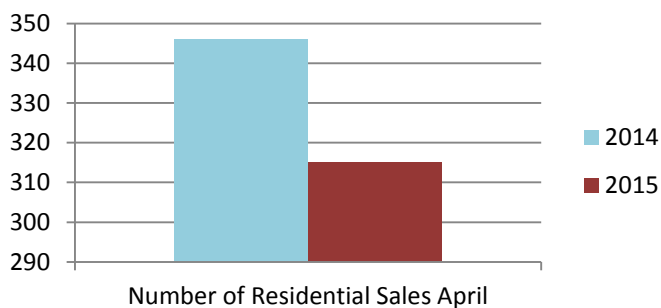

The Oakville, Milton
and District Real Estate Board

April 2015 Real Estate Market

Re-Cap: Oakville Market April 2015

Average Sale Price: \$872,469

Median Sale Price: \$760,000



Re-Cap Oakville Market in April 2015	
Average Sale Price	Median Sale Price
\$872,469	\$760,000
Residential Type	Units Sold by Type
Detached	212
Semi/Link/Townhouse	66
Condo Apartment/TH	38
Detached Sales in Oakville	
Price Range	% of Sales by Price
\$400,001 - \$600,000	6.13%
\$600,001 - \$800,000	29.25%
\$800,001 - \$1,000,000	30.19%
\$1,000,001 +	34.43%
Semi/Link/Townhouse Sales in Oakville	
Price Range	% of Sales by Price
\$400,001 - \$600,000	57.58%
\$600,001 - \$800,000	36.36%
\$800,001 - \$1,000,000	4.55%
\$1,000,001 +	1.51%
Condo Apartment/TH Sales in Oakville	
Price Range	% of Sales by Price
\$200,001 - \$300,000	21.05%
\$300,001 - \$400,000	36.84%
\$400,001 - \$600,000	28.95%
\$600,001 - \$800,000	7.90%
\$800,001 - \$1,000,000	2.63%
\$1,000,001 +	2.63%

The average home price is found by adding the value of all sales and dividing by the number of homes.

The median sale price is the midpoint of all sales.

Disclaimer: The information provided herein is deemed accurate but not guaranteed.

Source: The Oakville, Milton and District Real Estate Board