

For Immediate Release

The Oakville, Milton and District
Real Estate Board (OMDREB)



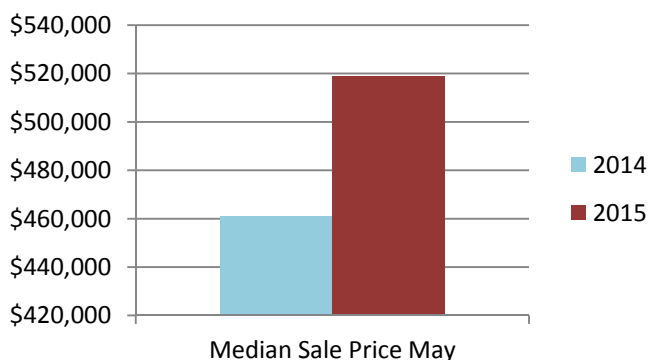
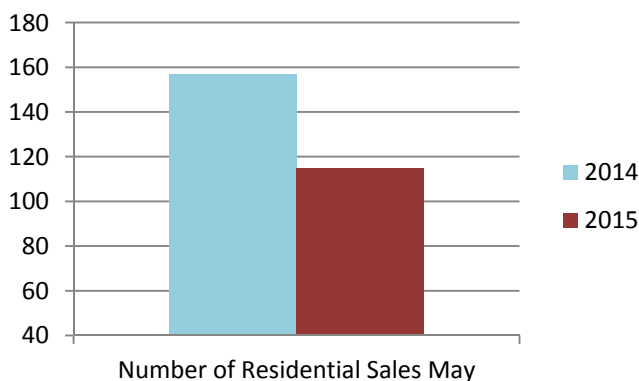
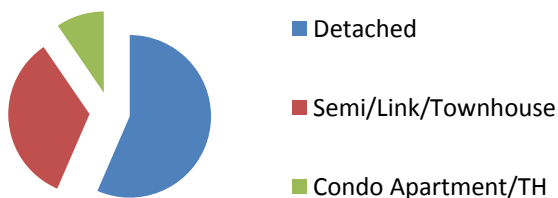
The Oakville, Milton
and District Real Estate Board

May 2015 Real Estate Market

Re-Cap: Milton Market May 2015

Average Sale Price: \$531,670

Median Sale Price: \$519,000



Re-Cap Milton Market in May 2015

Average Sale Price	Median Sale Price
\$531,670	\$519,000
Residential Type	Units Sold by Type
Detached	65
Semi/Link/Townhouse	39
Condo Apartment/TH	11
Detached Sales in Milton	
Price Range	% of Sales by Price
\$400,001 - \$600,000	44.62%
\$600,001 - \$800,000	47.69%
\$800,001 - \$1,000,000	6.15%
\$1,000,001 +	1.54%
Semi/Link/Townhouse Sales in Milton	
Price Range	% of Sales by Price
\$300,001 - \$400,000	17.95%
\$400,001 - \$600,000	82.05%
Condo Apartment/TH Sales in Milton	
Price Range	% of Sales by Price
\$200,001 - \$300,000	45.45%
\$300,001 - \$400,000	54.55%

The average home price is found by adding the value of all sales and dividing by the number of homes.

The median sale price is the midpoint of all sales.

Disclaimer: The information provided herein is deemed accurate but not guaranteed.

Source: The Oakville, Milton and District Real Estate Board