

# For Immediate Release

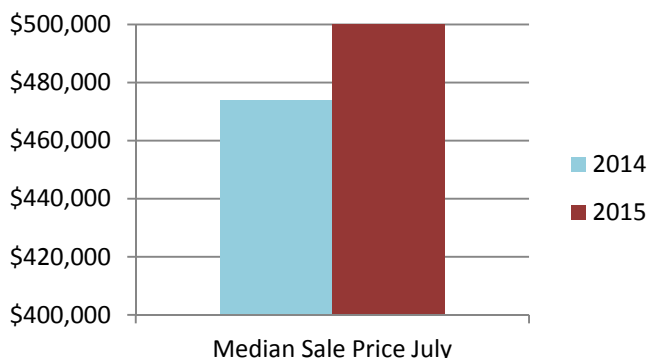
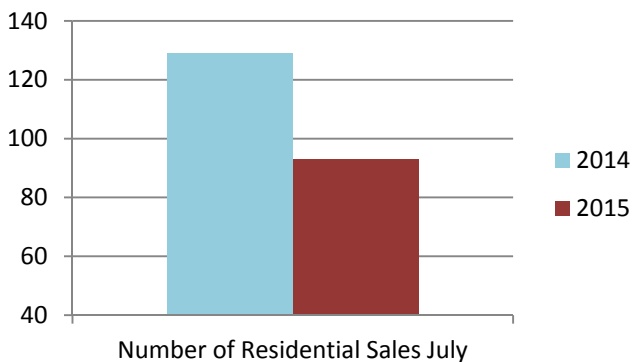
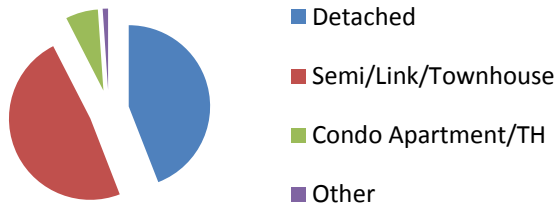
The Oakville, Milton and District  
Real Estate Board (OMDREB)



The Oakville, Milton  
and District Real Estate Board

## July 2015 Real Estate Market

**Re-Cap: Milton Market July 2015**  
Average Sale Price: \$529,035  
Median Sale Price: \$515,000



Re-Cap Milton Market in July 2015	
<b>Average Sale Price</b>	<b>Median Sale Price</b>
\$529,035	\$515,000
<b>Residential Type</b>	<b>Units Sold by Type</b>
Detached	41
Semi/Link/Townhouse	45
Condo Apartment/TH	6
Other	1
<b>Detached Sales in Milton</b>	
<b>Price Range</b>	<b>% of Sales by Price</b>
\$400,001 - \$600,000	43.90%
\$600,001 - \$800,000	48.78%
\$800,001 - \$1,000,000	7.32%
<b>Semi/Link/Townhouse Sales in Milton</b>	
<b>Price Range</b>	<b>% of Sales by Price</b>
\$300,001 - \$400,000	13.33%
\$400,001 - \$600,000	84.45%
\$600,001 - \$800,000	2.22%
<b>Condo Apartment/TH Sales in Milton</b>	
<b>Price Range</b>	<b>% of Sales by Price</b>
\$200,001 - \$300,000	50.00%
\$300,001 - \$400,000	50.00%
<b>Other Sales In Milton</b>	
<b>Price Range</b>	<b>% of Sales by Price</b>
\$400,001 - \$600,000	100.0%

The average home price is found by adding the value of all sales and dividing by the number of homes.

The median sale price is the midpoint of all sales.

Disclaimer: The information provided herein is deemed accurate but not guaranteed.

Source: The Oakville, Milton and District Real Estate Board