

For Immediate Release

The Oakville, Milton and District Real Estate Board (OMDREB)



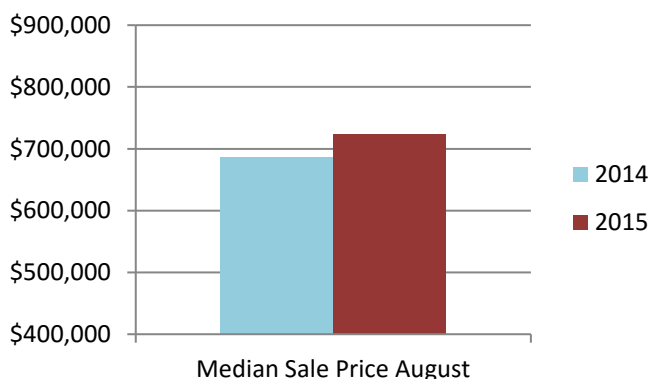
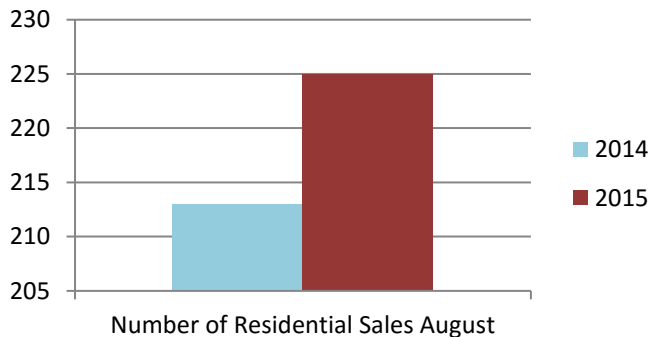
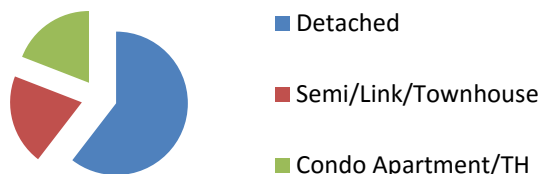
The Oakville, Milton
and District Real Estate Board

August 2015 Real Estate Market

Re-Cap: Oakville Market August 2015

Average Sale Price: \$909,784

Median Sale Price: \$723,000



Re-Cap Oakville Market in August 2015	
Average Sale Price	Median Sale Price
\$909,784	\$723,000
Residential Type	Units Sold by Type
Detached	136
Semi/Link/Townhouse	46
Condo Apartment/TH	43
Detached Sales in Oakville	
Price Range	% of Sales by Price
\$400,001 - \$600,000	3.68%
\$600,001 - \$800,000	35.29%
\$800,001 - \$1,000,000	27.94%
\$1,000,001 +	33.09%
Semi/Link/Townhouse Sales in Oakville	
Price Range	% of Sales by Price
\$400,001 - \$600,000	56.52%
\$600,001 - \$800,000	26.09%
\$800,001 - \$1,000,000	15.22%
\$1,000,001 +	2.17%
Condo Apartment/TH Sales in Oakville	
Price Range	% of Sales by Price
\$150,001 - \$200,000	0.00%
\$200,001 - \$300,000	23.26%
\$300,001 - \$400,000	23.26%
\$400,001 - \$600,000	37.21%
\$600,001 - \$800,000	11.63%
\$800,001 - \$1,000,000	4.65%
\$1,000,001 +	0.00%
Other Sales in Oakville	
Price Range	% of Sales by Price
\$1,000,001 +	0.00%

The average home price is found by adding the value of all sales and dividing by the number of homes.

The median sale price is the midpoint of all sales.

Disclaimer: The information provided herein is deemed accurate but not guaranteed.

Source: The Oakville, Milton and District Real Estate Board

Oakville Market August 2015	2014	2015
Number of Residential Sales August	213	225
Average Sale Price August	\$791,564	\$909,784
Median Sale Price August	\$687,000	\$723,000