

For Immediate Release

The Oakville, Milton and District
Real Estate Board (OMDREB)



The Oakville, Milton
and District Real Estate Board

September 2015 Real Estate Market

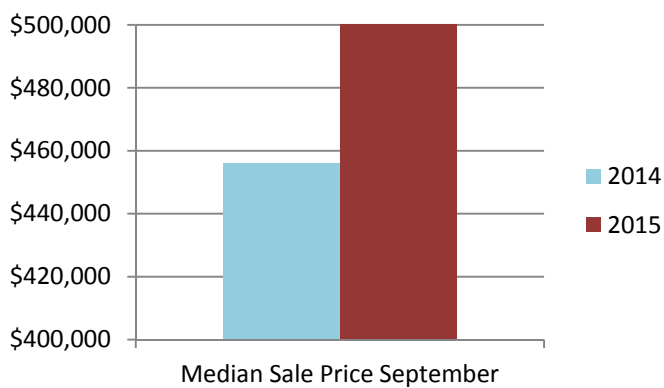
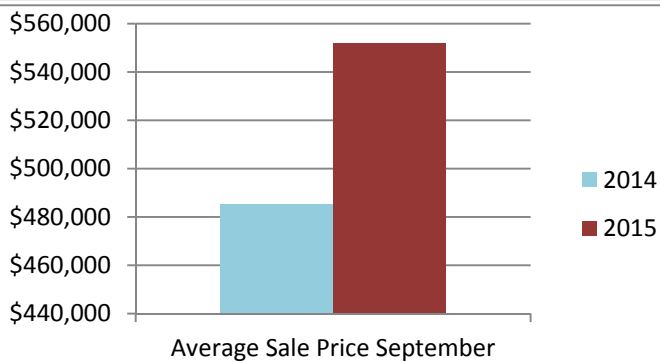
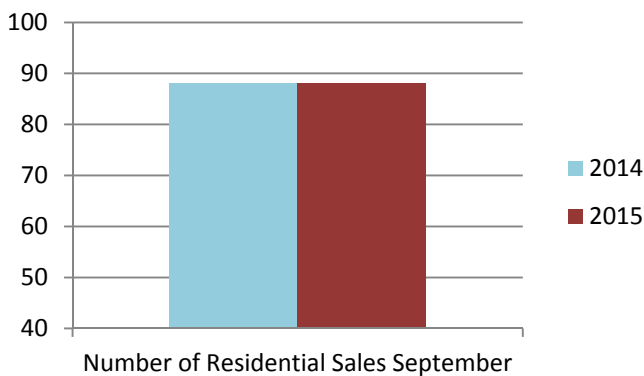
Re-Cap: Milton Market September 2015

Average Sale Price: \$551,736

Median Sale Price: \$504,000



- Detached
- Semi/Link/Townhouse
- Condo Apartment/TH
- Other



Re-Cap Milton Market in September 2015	
Average Sale Price	Median Sale Price
\$551,736	\$504,000
Residential Type	Units Sold by Type
Detached	44
Semi/Link/Townhouse	34
Condo Apartment/TH	10
Other	
Detached Sales in Milton	
Price Range	% of Sales by Price
\$300,001 - \$400,000	2.27%
\$400,001 - \$600,000	20.45%
\$600,001 - \$800,000	61.36%
\$800,001 - \$1,000,000	13.65%
\$1,000,001 +	2.27%
Semi/Link/Townhouse Sales in Milton	
Price Range	% of Sales by Price
\$300,001 - \$400,000	11.76%
\$400,001 - \$600,000	88.24%
Condo Apartment/TH Sales in Milton	
Price Range	% of Sales by Price
\$200,001 - \$300,000	20.00%
\$300,001 - \$400,000	60.00%
\$400,001 - \$600,000	20.00%
Other Sales in Milton	
Price Range	% of Sales by Price

The average home price is found by adding the value of all sales and dividing by the number of homes.

The median sale price is the midpoint of all sales.

Disclaimer: The information provided herein is deemed accurate but not guaranteed.

Source: The Oakville, Milton and District Real Estate Board