

# For Immediate Release

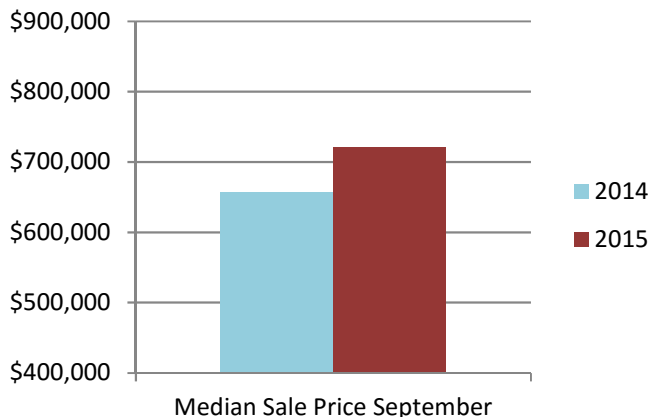
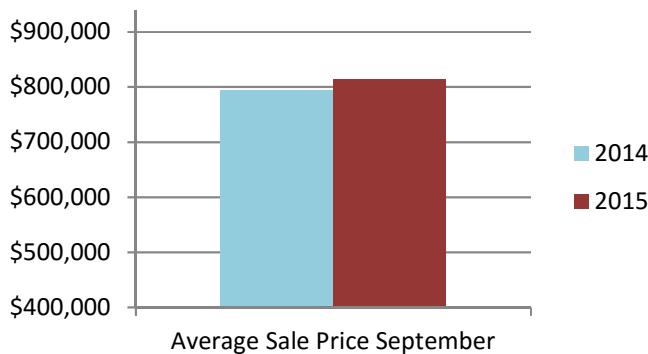
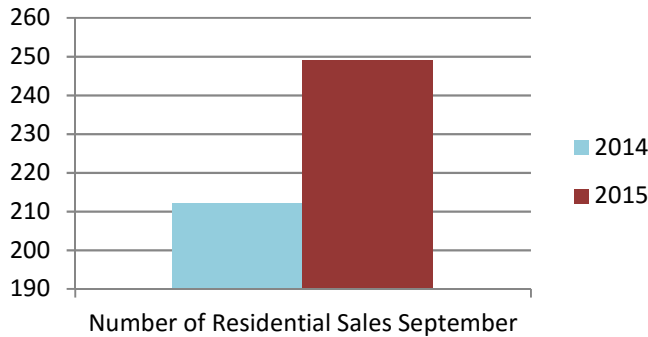
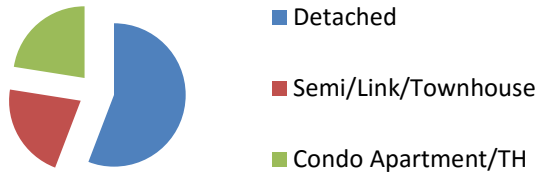
The Oakville, Milton and District Real Estate Board (OMDREB)



The Oakville, Milton and District Real Estate Board

## September 2015 Real Estate Market

**Re-Cap: Oakville Market September 2015**  
**Average Sale Price: \$814,171**  
**Median Sale Price: \$720,000**



Re-Cap Oakville Market in September 2015	
<b>Average Sale Price</b>	<b>Median Sale Price</b>
\$814,171	\$720,000
<b>Residential Type</b>	<b>Units Sold by Type</b>
Detached	139
Semi/Link/Townhouse	54
Condo Apartment/TH	56
<b>Detached Sales in Oakville</b>	
<b>Price Range</b>	<b>% of Sales by Price</b>
\$400,001 - \$600,000	7.20%
\$600,001 - \$800,000	33.09%
\$800,001 - \$1,000,000	22.30%
\$1,000,001 +	37.41%
<b>Semi/Link/Townhouse Sales in Oakville</b>	
<b>Price Range</b>	<b>% of Sales by Price</b>
\$400,001 - \$600,000	64.82%
\$600,001 - \$800,000	12.96%
\$800,001 - \$1,000,000	12.96%
\$1,000,001 +	9.26%
<b>Condo Apartment/TH Sales in Oakville</b>	
<b>Price Range</b>	<b>% of Sales by Price</b>
\$150,001 - \$200,000	5.36%
\$200,001 - \$300,000	30.36%
\$300,001 - \$400,000	25.00%
\$400,001 - \$600,000	21.43%
\$600,001 - \$800,000	10.71%
\$1,000,001 +	7.14%
<b>Other Sales in Oakville</b>	
<b>Price Range</b>	<b>% of Sales by Price</b>

The average home price is found by adding the value of all sales and dividing by the number of homes.

The median sale price is the midpoint of all sales.

Disclaimer: The information provided herein is deemed accurate but not guaranteed.

Source: The Oakville, Milton and District Real Estate Board