

# For Immediate Release

The Oakville, Milton and District Real Estate Board (OMDREB)



The Oakville, Milton  
and District Real Estate Board

## October 2015 Real Estate Market

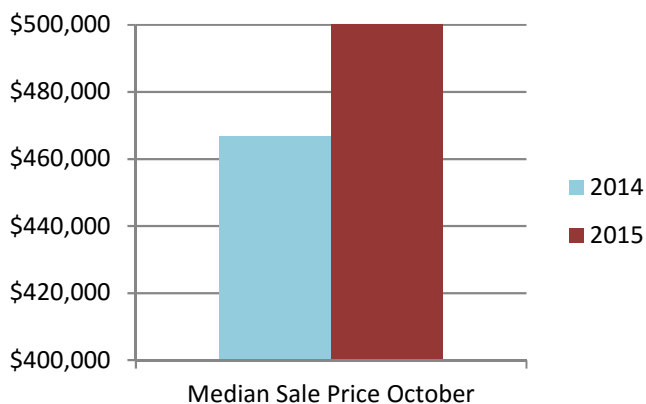
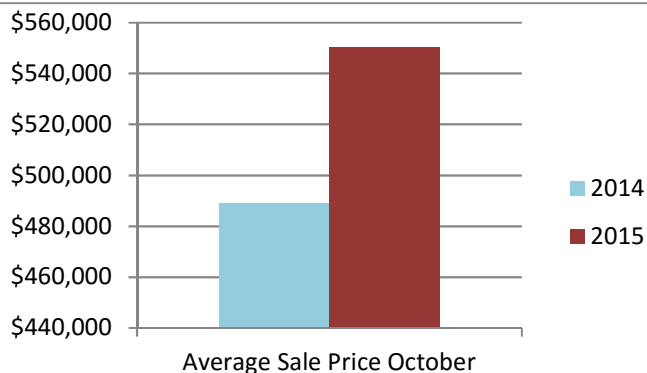
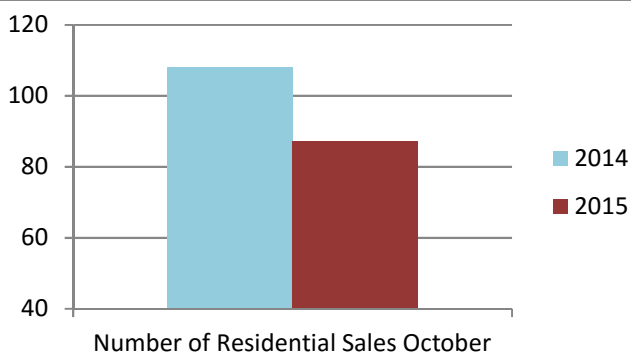
### Re-Cap: Milton Market October 2015

Average Sale Price: \$550,195

Median Sale Price: \$520,000



- Detached
- Semi/Link/Townhouse
- Condo Apartment/TH
- Other



Re-Cap Milton Market in October 2015	
<b>Average Sale Price</b>	<b>Median Sale Price</b>
\$550,195	\$520,000
<b>Residential Type</b>	<b>Units Sold by Type</b>
Detached	43
Semi/Link/Townhouse	33
Condo Apartment/TH	11
Other	
<b>Detached Sales in Milton</b>	
<b>Price Range</b>	<b>% of Sales by Price</b>
\$400,001 - \$600,000	32.56%
\$600,001 - \$800,000	55.81%
\$800,001 - \$1,000,000	6.98%
\$1,000,001 +	4.65%
<b>Semi/Link/Townhouse Sales in Milton</b>	
<b>Price Range</b>	<b>% of Sales by Price</b>
\$300,001 - \$400,000	3.03%
\$400,001 - \$600,000	96.97%
<b>Condo Apartment/TH Sales in Milton</b>	
<b>Price Range</b>	<b>% of Sales by Price</b>
\$200,001 - \$300,000	9.09%
\$300,001 - \$400,000	81.82%
\$400,001 - \$600,000	9.09%
<b>Other Sales In Milton</b>	
<b>Price Range</b>	<b>% of Sales by Price</b>

The average home price is found by adding the value of all sales and dividing by the number of homes.

The median sale price is the midpoint of all sales.

Disclaimer: The information provided herein is deemed accurate but not guaranteed.

Source: The Oakville, Milton and District Real Estate Board