

For Immediate Release

The Oakville, Milton and District Real Estate Board (OMDREB)



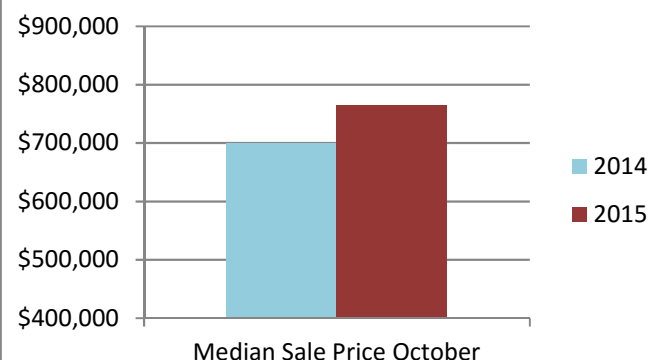
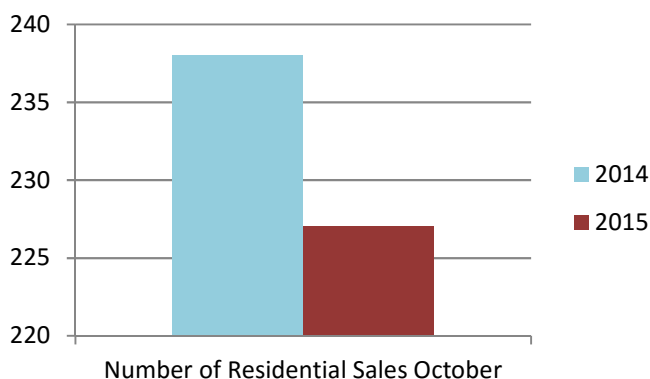
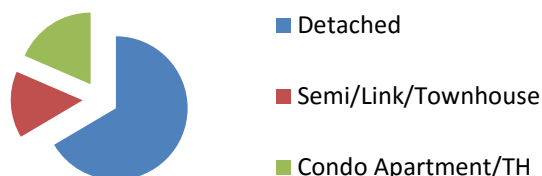
The Oakville, Milton
and District Real Estate Board

October 2015 Real Estate Market

Re-Cap: Oakville Market October 2015

Average Sale Price: \$865,985

Median Sale Price: \$765,000



Re-Cap Oakville Market in October 2015	
Average Sale Price	Median Sale Price
\$865,985	\$765,000
Residential Type	Units Sold by Type
Detached	151
Semi/Link/Townhouse	34
Condo Apartment/TH	42
Detached Sales in Oakville	
Price Range	% of Sales by Price
\$400,001 - \$600,000	7.28%
\$600,001 - \$800,000	31.79%
\$800,001 - \$1,000,000	23.84%
\$1,000,001 +	37.09%
Semi/Link/Townhouse Sales in Oakville	
Price Range	% of Sales by Price
\$300,001 - \$400,000	5.88%
\$400,001 - \$600,000	50.00%
\$600,001 - \$800,000	29.42%
\$800,001 - \$1,000,000	8.82%
\$1,000,001 +	5.88%
Condo Apartment/TH Sales in Oakville	
Price Range	% of Sales by Price
\$150,001 - \$200,000	2.38%
\$200,001 - \$300,000	21.43%
\$300,001 - \$400,000	23.81%
\$400,001 - \$600,000	30.95%
\$600,001 - \$800,000	14.29%
\$800,001 - \$1,000,000	4.76%
\$1,000,001 +	2.38%
Other Sales in Oakville	
Price Range	% of Sales by Price

The average home price is found by adding the value of all sales and dividing by the number of homes.

The median sale price is the midpoint of all sales.

Disclaimer: The information provided herein is deemed accurate but not guaranteed.

Source: The Oakville, Milton and District Real Estate Board