

For Immediate Release

The Oakville, Milton and District Real Estate Board (OMDREB)



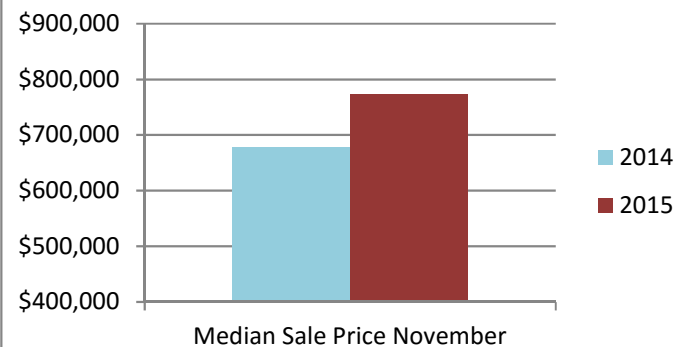
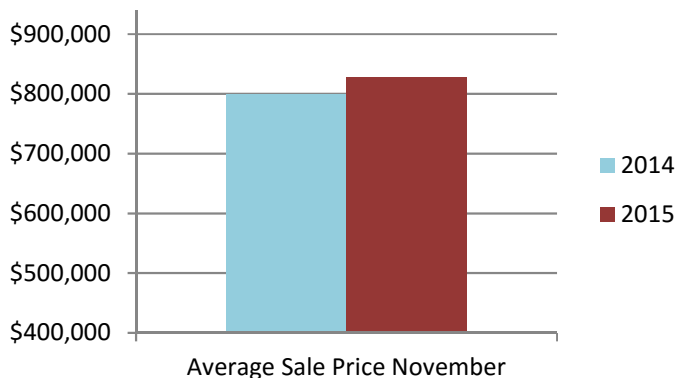
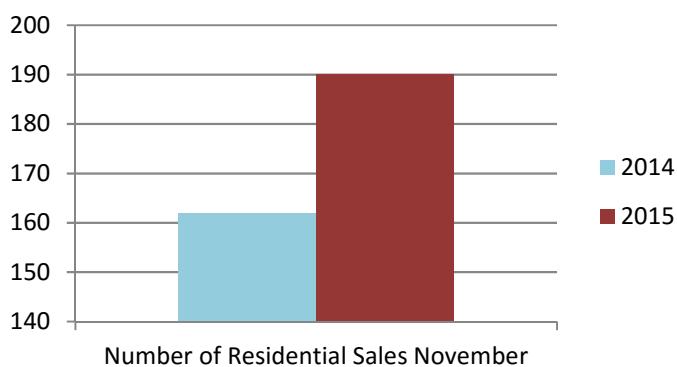

The Oakville, Milton and District Real Estate Board

November 2015 Real Estate Market

Re-Cap: Oakville Market November 2015

Average Sale Price: \$827,085

Median Sale Price: \$772,500



Re-Cap Oakville Market in November 2015

Average Sale Price	Median Sale Price
\$827,085	\$772,500

Residential Type	Units Sold by Type
Detached	125
Semi/Link/Townhouse	33
Condo Apartment/TH	32

Detached Sales in Oakville

Price Range	% of Sales by Price
\$400,001 - \$600,000	5.60%
\$600,001 - \$800,000	28.80%
\$800,001 - \$1,000,000	33.60%
\$1,000,001 +	32.00%

Semi/Link/Townhouse Sales in Oakville

Price Range	% of Sales by Price
\$400,001 - \$600,000	63.64%
\$600,001 - \$800,000	30.30%
\$800,001 - \$1,000,000	3.03%
\$1,000,001 +	3.03%

Condo Apartment/TH Sales in Oakville

Price Range	% of Sales by Price
\$200,001 - \$300,000	28.12%
\$300,001 - \$400,000	25.00%
\$400,001 - \$600,000	31.25%
\$600,001 - \$800,000	12.50%
\$800,001 - \$1,000,000	3.13%

Other Sales in Oakville

Price Range	% of Sales by Price

The average home price is found by adding the value of all sales and dividing by the number of homes.

The median sale price is the midpoint of all sales.

Disclaimer: The information provided herein is deemed accurate but not guaranteed.

Source: The Oakville, Milton and District Real Estate Board