

For Immediate Release

The Oakville, Milton and District Real Estate Board (OMDREB)



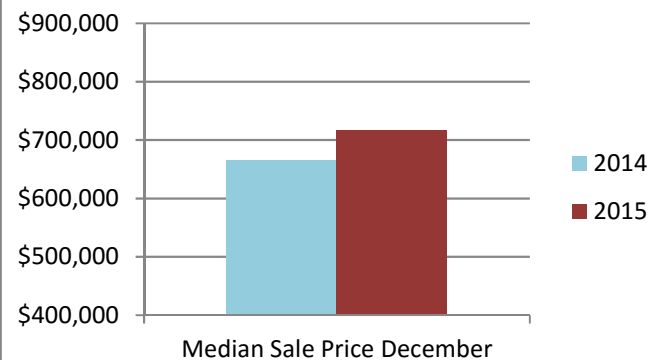
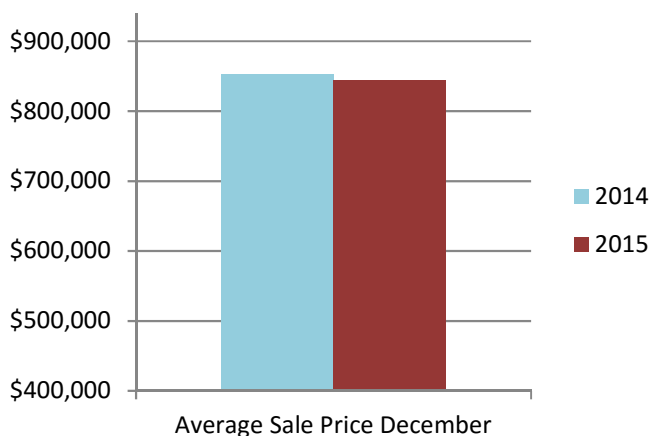
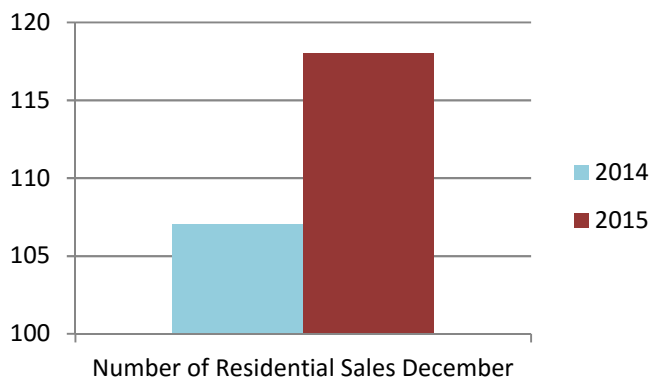
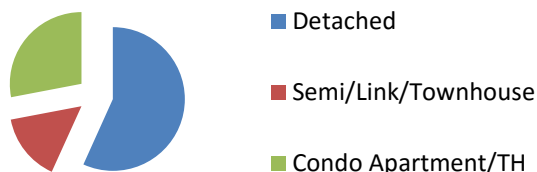
The Oakville, Milton and District Real Estate Board

December 2015 Real Estate Market

Re-Cap: Oakville Market December 2015

Average Sale Price: \$843,901

Median Sale Price: \$716,950



Re-Cap Oakville Market in December 2015	
Average Sale Price	Median Sale Price
\$843,901	\$716,950
Residential Type	Units Sold by Type
Detached	67
Semi/Link/Townhouse	18
Condo Apartment/TH	33
Detached Sales in Oakville	
Price Range	% of Sales by Price
\$400,001 - \$600,000	5.97%
\$600,001 - \$800,000	32.84%
\$800,001 - \$1,000,000	29.85%
\$1,000,001 +	31.34%
Semi/Link/Townhouse Sales in Oakville	
Price Range	% of Sales by Price
\$400,001 - \$600,000	77.78%
\$600,001 - \$800,000	16.67%
\$1,000,001 +	5.55%
Condo Apartment/TH Sales in Oakville	
Price Range	% of Sales by Price
\$200,001 - \$300,000	27.28%
\$300,001 - \$400,000	18.18%
\$400,001 - \$600,000	24.24%
\$600,001 - \$800,000	15.15%
\$800,001 - \$1,000,000	3.03%
\$1,000,001 +	12.12%
Other Sales in Oakville	
Price Range	% of Sales by Price

The average home price is found by adding the value of all sales and dividing by the number of homes.

The median sale price is the midpoint of all sales.

Disclaimer: The information provided herein is deemed accurate but not guaranteed.

Source: The Oakville, Milton and District Real Estate Board