

For Immediate Release

The Oakville, Milton and District Real Estate Board (OMDREB)



The Oakville, Milton
and District Real Estate Board

March 2016 Real Estate Market

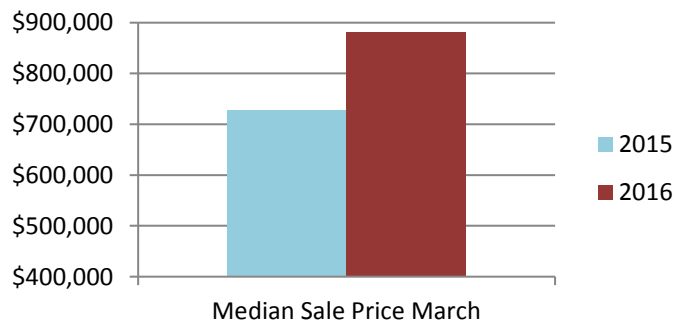
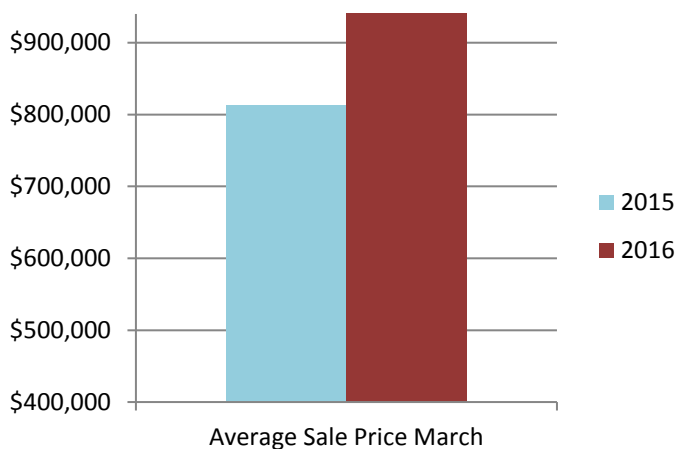
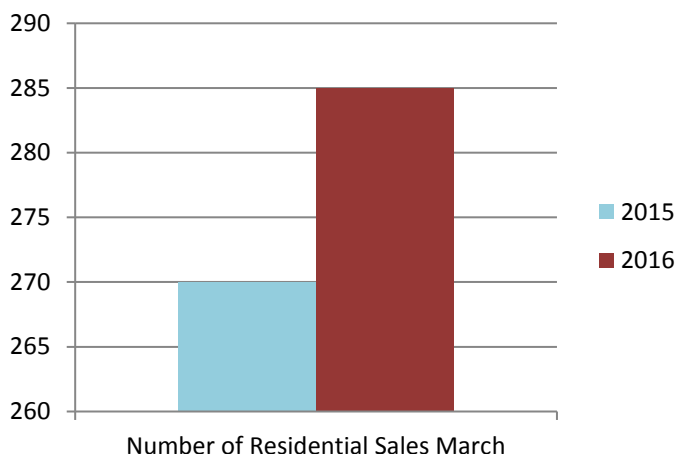
Re-Cap: Oakville Market March 2016

Average Sale Price: \$1,027,834

Median Sale Price: \$881,000



- Detached
- Semi/Link/Townhouse
- Condo Apartment/TH
- Other Sales in Oakville



| Re-Cap Oakville Market in March 2016 | |
|---------------------------------------|---------------------|
| Average Sale Price | Median Sale Price |
| \$1,027,834 | \$881,000 |
| Residential Type | Units Sold by Type |
| Detached | 199 |
| Semi/Link/Townhouse | 28 |
| Condo Apartment/TH | 48 |
| Other Sales in Oakville | 10 |
| Detached Sales in Oakville | |
| Price Range | % of Sales by Price |
| \$400,001 - \$600,000 | 1.50% |
| \$600,001 - \$800,000 | 17.59% |
| \$800,001 - \$1,000,000 | 25.13% |
| \$1,000,001 + | 55.78% |
| Semi/Link/Townhouse Sales in Oakville | |
| Price Range | % of Sales by Price |
| \$20,001 - \$150,000 | 3.34% |
| \$300,001 - \$400,000 | 3.33% |
| \$400,001 - \$600,000 | 23.33% |
| \$600,001 - \$800,000 | 53.33% |
| \$800,001 - \$1,000,000 | 6.67% |
| \$1,000,001 + | 10.00% |
| Condo Apartment/TH Sales in Oakville | |
| Price Range | % of Sales by Price |
| \$200,001 - \$300,000 | 21.74% |
| \$300,001 - \$400,000 | 26.09% |
| \$400,001 - \$600,000 | 39.12% |
| \$600,001 - \$800,000 | 8.70% |
| \$800,001 - \$1,000,000 | 4.35% |
| Other Sales in Oakville | |
| Price Range | % of Sales by Price |
| \$400,001 - \$600,000 | 50.00% |
| \$600,001 - \$800,000 | 30.00% |
| \$800,001 - \$1,000,000 | 20.00% |

The median sale price is the midpoint of all sales.

Disclaimer: The information provided herein is deemed accurate but not guaranteed.

Source: The Oakville, Milton and District Real Estate Board