

For Immediate Release

The Oakville, Milton and District Real Estate Board (OMDREB)



The Oakville, Milton and District Real Estate Board

April 2016 Real Estate Market

Re-Cap: Milton Market April 2016

Average Sale Price: \$669,153

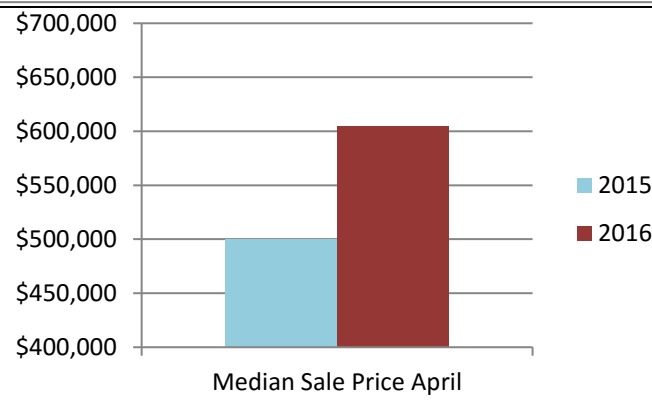
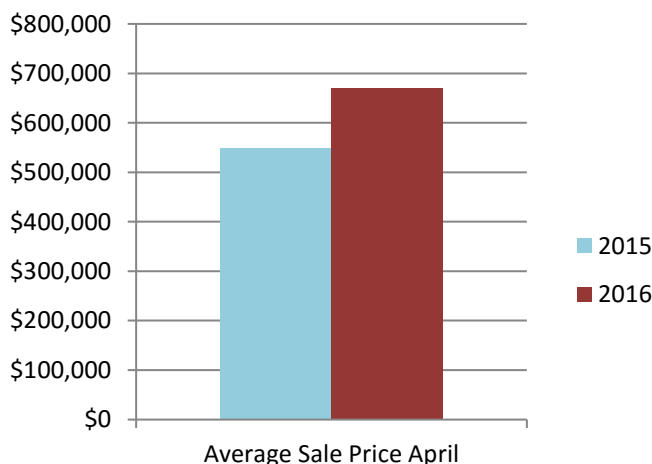
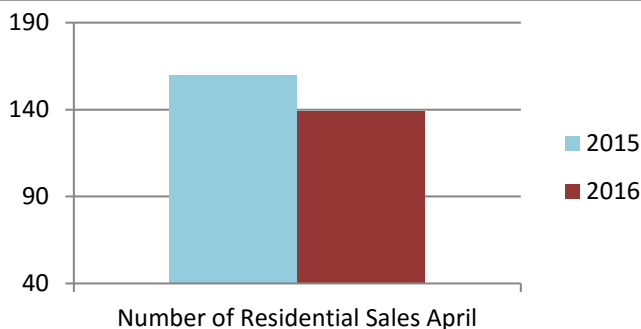
Median Sale Price: \$605,000



■ Detached

■ Semi/Link/Townhouse

■ Condo Apartment/TH



Re-Cap Milton Market in April 2016	
Average Sale Price	Median Sale Price
\$669,153	\$605,000
Residential Type	Units Sold by Type
Detached	79
Semi/Link/Townhouse	41
Condo Apartment/TH	8
OTHER	11
Detached Sales in Milton	
Price Range	% of Sales by Price
\$400,001 - \$600,000	16.45%
\$600,001 - \$800,000	49.37%
\$800,001 - \$1,000,000	20.35%
\$1,000,001 +	13.92%
Semi/Link/Townhouse Sales in Milton	
Price Range	% of Sales by Price
\$400,001 - \$600,000	90.24%
\$600,001 - \$800,000	9.76%
Condo Apartment/TH Sales in Milton	
Price Range	% of Sales by Price
\$200,001 - \$300,000	25.00%
\$300,001 - \$400,000	75.00%
Other Sales in Milton	
Price Range	% of Sales by Price
\$400,001 - \$600,000	90.91%
\$600,001 - \$800,000	9.09%

The average home price is found by adding the value of all sales and dividing by the number of homes.

The median sale price is the midpoint of all sales.

Disclaimer: The information provided herein is deemed accurate but not guaranteed.

Source: The Oakville, Milton and District Real Estate Board